


Talenti

OUTDOOR LIVING



ICON

Talenti®
OUTDOOR LIVING

ICON

Style **Icon**

Icon è sinonimo di genio, creatività e stile. Le nostre collezioni rappresentano un'alchimia perfetta di design e capacità di innovare. Lo stile inconfondibile Icon nasce dall'eleganza italiana arricchita dalla vocazione internazionale di un design fortemente contemporaneo. Icon ridefinisce le regole del vivere all'aperto.

Icon is synonymous of genius, creativity and style. Our collections are a magical blend of design and ability to innovate. The Icon style is inspired by the Italian elegance and is enriched by the international vocation for highly contemporary design. Icon redefines the rules of the outdoor living.





LUDOVICA + ROBERTO PALOMBA

Argo - Cruise - Cliff - Frame - George
Karen - Malè - Panama - Salinas - Scacco
Slam - Swipe - Tribal - Tweet - Venice




MARCO ACERBIS

Alabama - Cleo - Coral - Lake
Leaf - Milo - Reef - Tod



CHRISTOPHE PILLET

Allure - Ever



RAMÓN ESTEVE

Casilda - Cottage



FILIPPO CAGNOTTO

Path



CRISTIAN VISENTIN

Moon

— TALENTI'S — DESIGNERS TEAM —



CARLO COLOMBO

Tressé



TERESA SAPEY

Nami



JEAN PHILIPPE NUEL

Riviera



KARIM RASHID

Breez



NICOLA DE PELLEGRINI

Tikal



NICCOLÒ ADOLINI

Kukà

INDEX

Venice	09
Allure	67
Tressé	113
Casilda	145
Salinas	201
George	237
Argo//Wood	279
Argo//Alu	331
Cruise//Teak	365
Cruise//Alu	411
Cliff	457
CliffDèco	511
Leaf	537
Ever	583
Karen	613
Riviera	641
Scacco	685
CleoSoft//Wood	707
Cottage	745



Venicecollection

Design Ludovica + Roberto Palomba

Il desiderio di leggerezza si fa reale con gli elementi arredo che sembrano fluttuare di Venice, collezione ispirata all'omonima città, dello studio Palomba-Serafini. Come battelli sul corso d'acqua, ampie sedute dalle linee morbide sono adagiate su solide basi di legno, da cui emergono, come artigianali parapetti di un vascello, schienali e braccioli rivestiti in pieno stile nautico. Monolitici ed eleganti i tavoli in pietra lavica, in lucida finitura ceramizzata che in tutte le loro colorazioni vogliono richiamare alla mente le sfumature calde al tramonto e fredde al crepuscolo dei nostri mari.

The desire for lightness becomes real with the furniture elements that seem to float of Venice, a collection inspired by the homonymous city, by the Palomba-Serafini studio. Like boats on the watercourse, wide seats with soft lines are laid on solid wooden bases, from which emerge, like handcrafted railings of a vessel, backs and armrests covered in full nautical style. Monolithic and elegant tables in lava stone, in glossy ceramic finish that in all their colors want to recall the warm shades at sunset and cold at dusk of our seas.










Venicecollection

dining table 280x110
accoya wood frame in natural teak colour
table top in lava stone prussian blue colour
dining armchair
teak wood frame in natural teak colour
padded rope in nut colour
cushions in cordonetto beige colour

Venicecollection

bar stool
teak wood frame in natural teak colour
padded rope in nut colour
cushions in cordonetto beige colour







Venicecollection

sunbed
accoya wood frame in natural teak colour
cushions in cordonetto beige colour



Venicecollection

sofa love seat, lounge armchair
teak wood frame in natural teak colour
padded rope in nut colour
cushions in cordonetto beige colour
coffee table D90 in accoya wood frame in natural teak colour







Venicecollection

sunbed & coffee table D60
accoya wood frame in natural teak colour
cushions in cordonetto twill rust colour
table top in lava stone passion red colour










Venicecollection

sofa
accoya wood frame in natural teak colour
coffee table top in lava stone vulcan grey & beige colour
cushions in cordonetto beige colour

Venicecollection

living armchair
accoya wood frame in natural teak colour
woven in beige colour
cushions in cordonetto beige colour
deco in cordonetto beige & asphalt colour















Venicecollection

double sunbed
accoya wood frame in natural teak colour
cushions in dark grey colour

Venicecollection

bar stool
teak wood frame in natural colour
padded rope in ardesia colour
cushions in dark grey colour



Venicecollection

Design Ludovica + Roberto Palomba

Finishing

Accoya wood frame

Teak wood frame



natural teak colour



natural teak colour

Synthetic padded rope



nut



ardesia

Covering backrest / armrest fabric



woven beige



woven tartan blue

Seat / back / armrest fabric cushions



dark grey



cordonetto beige

Pillows fabric 60x60 60x40 45x45 45x25 (optional)



mambo red



rose



dark grey



plain beige



plain bordeaux



natural ivory



twill rust



Plum



asphalt



cordonetto beige



charcoal

Accoya table top



natural teak colour



beige



vulcan grey



prussian blue



passion red

SOFA 3 SEATER / CODE: VENDIV3




	Width	Depth	Height	H. armrest	H. seat	H. cushion	H. USA seat
cm	251	101	80	50	42	25	47
inch	98.8	39.8	31.5	19.7	16.5	9.8	18.5



SOFA 3 SEATER DX / CODE: VENDX3



	Width	Depth	Height	H. armrest	H. seat	H. cushion	H. USA seat
cm	246	101	80	50	42	25	47
inch	96.9	39.8	31.5	19.7	16.5	9.8	18.5



SOFA 3 SEATER SX / CODE: VENSX3




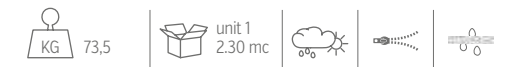
	Width	Depth	Height	H. armrest	H. seat	H. cushion	H. USA seat
cm	246	101	80	50	42	25	47
inch	96.9	39.8	31.5	19.7	16.5	9.8	18.5



SOFA 3 SEATER DX + TABLE SX / CODE: VENDX3TCSX



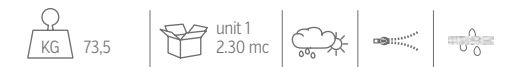
	Width	Depth	Height	H. armrest	H. seat	H. cushion	H. USA seat
cm	246	101	80	50	42	25	47
inch	96.9	39.8	31.5	19.7	16.5	9.8	18.5



SOFA 3 SEATER SX + TABLE DX / CODE: VENSX3TCDX



	Width	Depth	Height	H. armrest	H. seat	H. cushion	H. USA seat
cm	246	101	80	50	42	25	47
inch	96.9	39.8	31.5	19.7	16.5	9.8	18.5




SOFA 3 SEATER DX + POUF SX / CODE: VENDX3PUFSX




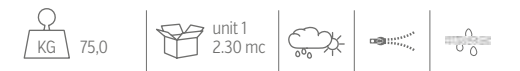
	Width	Depth	Height	H. armrest	H. seat	H. cushion	H. USA seat
cm	246	101	80	50	42	25	47
inch	96.9	39.8	31.5	19.7	16.5	9.8	18.5



SOFA 3 SEATER SX + POUF DX / CODE: VENSX3PUFDX



SOFA 3 SEATER CORNER SX + TABLE DX / CODE: VENSX3ANGTCDX



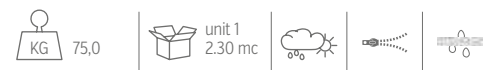
SOFA 3 SEATER CX + TABLE DX / CODE: VENCX3TCDX



SOFA 3 SEATER CORNER DX + POUF SX / CODE: VENDX3ANGPUFSX



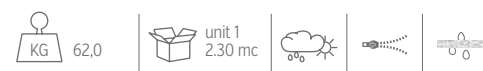
SOFA 3 SEATER CX + TABLE SX / CODE: VENCX3TCSX



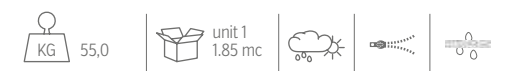
SOFA 3 SEATER CORNER SX + POUF DX / CODE: VENSX3ANGPUFDX



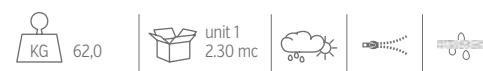
SOFA 3 SEATER DX CORNER / CODE: VENDX3ANG




SOFA 2 SEATER / CODE: VENDIV2



SOFA 3 SEATER SX CORNER / CODE: VENSX3ANG




SOFA 2 SEATER DX / CODE: VENDX2



SOFA 3 SEATER CORNER DX + TABLE SX / CODE: VENDX3ANGTCSX




SOFA 2 SEATER SX / CODE: VENSX2



SOFA 2 SEATER DX + POUF SX / CODE: VENDX2PUFSX



	Width	Depth	Height	H. armrest	H. seat	H. cushion	H. USA seat
cm	196	101	80	50	42	25	47
inch	77.2	39.8	31.5	19.7	16.5	9.8	18.5



SOFA 2 SEATER SX CORNER / CODE: VENSX2ANG




	Width	Depth	Height	H. seat	H. cushion	H. USA seat
cm	196	101	80	42	25	47
inch	77.2	39.8	31.5	16.5	9.8	18.5



SOFA 2 SEATER SX + POUF DX / CODE: VENSX2PUFDX



	Width	Depth	Height	H. armrest	H. seat	H. cushion	H. USA seat
cm	196	101	80	50	42	25	47
inch	77.2	39.8	31.5	19.7	16.5	9.8	18.5



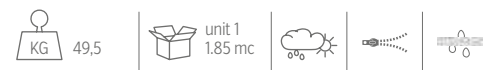
SOFA 2 SEATER CORNER DX + POUF SX / CODE: VENDX2ANGPUFSX



	Width	Depth	Height	H. seat	H. cushion	H. USA seat
cm	196	101	80	42	25	47
inch	77.2	39.8	31.5	16.5	9.8	18.5



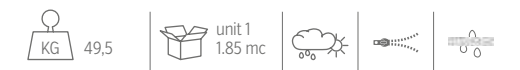
SOFA 2 SEATER CX / CODE: VENCX2



	Width	Depth	Height	H. seat	H. cushion	H. USA seat
cm	190	101	80	42	25	47
inch	74.8	39.8	31.5	16.5	9.8	18.5



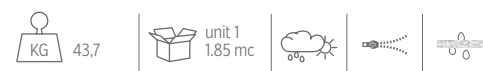
SOFA 2 SEATER CORNER SX + POUF DX / CODE: VENSX2ANGPUFDX



	Width	Depth	Height	H. seat	H. cushion	H. USA seat
cm	196	101	80	42	25	47
inch	77.2	39.8	31.5	16.5	9.8	18.5



SOFA 2 SEATER CX + POUF DX / CODE: VENCX2PUFDX



	Width	Depth	Height	H. seat	H. cushion	H. USA seat
cm	190	101	80	42	25	47
inch	74.8	39.8	31.5	16.5	9.8	18.5



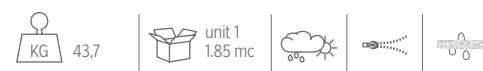
SOFA OBLIQUE DX / CODE: VENOBLNDDX



	Width	Depth	Height	H. seat	H. cushion	H. USA seat
cm	146	169	80	42	25	47
inch	57.5	66.5	31.5	16.5	9.8	18.5



SOFA 2 SEATER CX + POUF SX / CODE: VENCX2PUFSX



	Width	Depth	Height	H. seat	H. cushion	H. USA seat
cm	190	101	80	42	25	47
inch	74.8	39.8	31.5	16.5	9.8	18.5



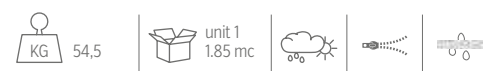
SOFA OBLIQUE SX / CODE: VENOBLNSDX



	Width	Depth	Height	H. seat	H. cushion	H. USA seat
cm	146	169	80	42	25	47
inch	57.5	66.5	31.5	16.5	9.8	18.5



SOFA 2 SEATER DX CORNER / CODE: VENDX2ANG



	Width	Depth	Height	H. seat	H. cushion	H. USA seat
cm	196	101	80	42	25	47
inch	77.2	39.8	31.5	16.5	9.8	18.5



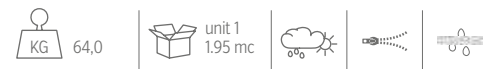
SOFA XL DX / CODE: VENXLDX



	Width	Depth	Height	H. armrest	H. seat	H. cushion	H. USA seat
cm	126	171	80	50	42	25	47
inch	49.6	67.3	31.5	19.7	16.5	9.8	18.5



SOFA XL SX / CODE: VENXLSX



Width	Depth	Height	H. armrest	H. seat	H. cushion	H. USA seat
cm 126	171	80	50	42	25	47
inch 49.6	67.3	31.5	19.7	16.5	9.8	18.5

POUF / CODE: VENPUF




Width	Depth	Height	H. cushion	H. USA seat
cm 120	95	42	25	47
inch 47.2	37.4	15.7	9.8	18.5

LIVING ARMCHAIR / CODE: VENPL




Width	Depth	Height	H. armrest	H. seat	H. cushion	H. USA seat
cm 106	101	80	50	42	25	47
inch 41.7	39.8	31.5	19.7	16.5	9.8	18.5

SOFA LOVE SEAT / CODE: VENLOV



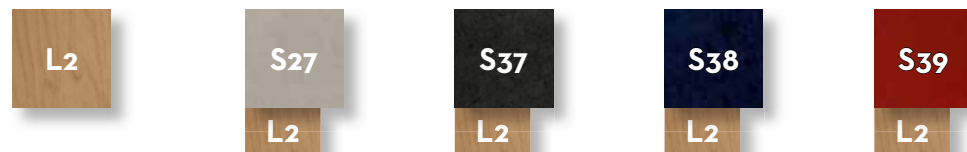
Width	Depth	Height	H. seat	H. cushion
cm 159	84	77	40	15
inch 62.6	33.1	30.3	15.7	5.9

LOUNGE ARMCHAIR / CODE: VENPLON



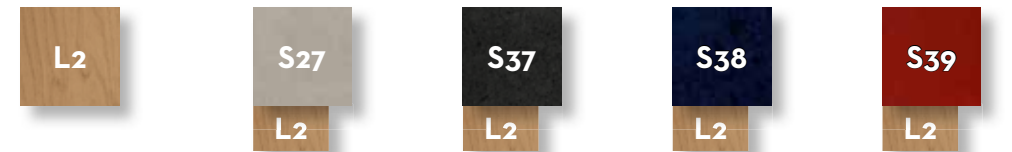
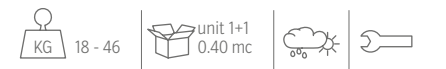
Width	Depth	Height	H. seat	H. cushion
cm 80	80	77	40	15
inch 31.5	31.5	30.3	15.7	5.9

COFFEE TABLE D60 / CODE: VENTCD60




Width	Depth	Height
cm 60	60	45
inch 23.6	23.6	17.7

COFFEE TABLE D90 / CODE: VENTCD90




Width	Depth	Height
cm 90	90	40
inch 35.4	35.4	15.7

COFFEE TABLE 120X120 / CODE: VENTC120



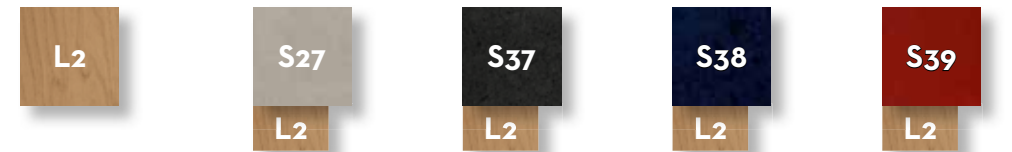
Width	Depth	Height
cm 120	120	28
inch 47.2	47.2	11.0

COFFEE TABLE 150X90 / CODE: VENTC150




Width	Depth	Height
cm 150	90	35
inch 59.1	35.4	13.8

DINING TABLE D150 / CODE: VENTPD150




Width	Depth	Height
cm 150	150	75
inch 59.1	59.1	29.5

DINING TABLE 220X100 / CODE: VENTP220



Width	Depth	Height
cm 220	100	75
inch 86.6	39.4	29.5

DINING TABLE 280X110 / CODE: VENTP280



Width	Depth	Height
cm 280	110	75
inch 110.2	43.3	29.5

DINING ARMCHAIR / CODE: VENPP



	Width	Depth	Height	H. seat	H. cushion
cm	62	59	76	48	5
inch	24.4	23.2	29.9	18.9	2.0



BAR STOOL / CODE: VENSGA



	Width	Depth	Height	H. seat	H. cushion
cm	55	59	102	78	5
inch	21.7	23.2	40.2	30.7	2.0



SUNBED / CODE: VENLET



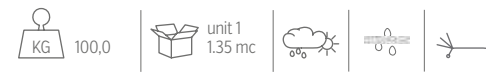
	Width	Depth	Height	H. cushion	H. USA seat
cm	88	198	41	24	46
inch	34.6	78.0	16.1	9.4	18.1



DOUBLE SUNBED / CODE: VENLET2



	Width	Depth	Height	H. cushion	H. USA seat
cm	176	198	41	24	46
inch	69.3	78.0	16.1	9.4	18.1





Allurecollection

Design Christophe Pillet

Informale ed elegante, contemporanea ma legata alla tradizione. La collezione Allure, firmata Christophe Pillet, nasce dal desiderio di unire eleganza ed informalità. Una modularità inconsueta che, partendo da delicati piedini in alluminio si sviluppa in orizzontale attraverso una solida cornice in legno d' Accoya. La cuscineria geometrica e lineare, di diverse dimensioni, è in grado di dar vita a diverse combinazioni e scenari. Il risultato è una collezione dall'animo inquieto in grado di conferire carattere ad ambienti outdoor in perenne mutamento.

Informal and elegant, contemporary but at the same time tied to tradition. The Allure collection, designed by Christophe Pillet, gets its inspiration by the desire to combine elegance and informality. It is characterized by an unusual modularity that, starting from delicate aluminium feet, develops its shapes through a solid Accoya wood frame. The geometric and linear cushions in different sizes make it possible to create different combinations and scenarios. The result is a collection with a restless soul capable of giving character to mutable outdoor environments.







Allurecollection

lounge armchair high backrest
frame in mokka colour
cushions in plain taupe colour
leather in soil colour
kuka lamp d50 in sand colour









Allurecollection

sunbed
accoya wood frame in palissandro colour
cushion in plain taupe colour




Allurecollection

sofa sx
accoya wood frame in natural teak colour
aluminium legs in white colour
cushions in peach white colour
deco in plain taupe & peach beige colour













Allurecollection

sofa
accoya wood frame in natural teak colour
aluminium legs in white colour
cushions in mambo pearl colour
deco in plain mud, mambo white & white-mud colour
Kuka lamp & coffee table in sand colour

Allurecollection


lounge armchair high backrest
frame in white colour
cushions in mambo pearl colour
leather in silver colour





Allurecollection

armchair & table dining 300x95
frame in white colour
cushions in mambo pearl colour
leather in silver colour






Allurecollection

Design Christophe Pillet

Finishing

Aluminium frame



white



mokka



mokka



white

Stainless steel frame (only for lounge/dining armchair)

Accoya wood frame



natural teak colour



palissandro colour

Seat / back / armrest fabric cushions



mambo pearl



plain taupe



peach white

Seat / back leather for living/dining armchair



soil



ivory



silver

Pillows fabric 50x50 45x45 45x25 (optional)



mambo pearl



plain taupe



mambo white



plain mud



white-mud



peach white



peach beige



leaf beige



leaf zen



soil

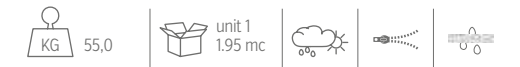


ivory



silver

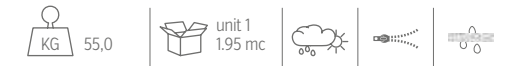
SOFA 3 SEATER FABRIC DX + WOOD SX ARM / CODE: ALLDIV3P-01



	Width	Depth	Height	H. armrest	H. seat	H. cushion
cm	285	95	70	60	40	20
inch	112.2	37.4	27.6	23.6	15.7	7.9



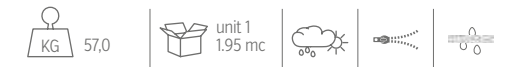
SOFA 3 SEATER FABRIC SX + WOOD DX ARM / CODE: ALLDIV3P-02



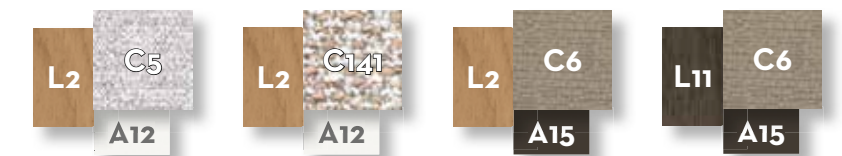
	Width	Depth	Height	H. armrest	H. seat	H. cushion
cm	280	95	70	60	40	20
inch	110.2	37.4	27.6	23.6	15.7	7.9



SOFA 3 SEATER FABRIC ARM / CODE: ALLDIV3P-03



	Width	Depth	Height	H. armrest	H. seat	H. cushion
cm	280	95	70	49	40	20
inch	110.2	37.4	27.6	19.3	15.7	7.9



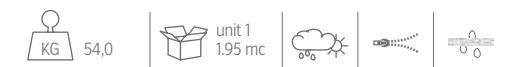
SOFA 3 SEATER WOOD ARM / CODE: ALLDIV3P-04




	Width	Depth	Height	H. armrest	H. seat	H. cushion
cm	290	95	70	49	40	20
inch	114.2	37.4	27.6	19.3	15.7	7.9



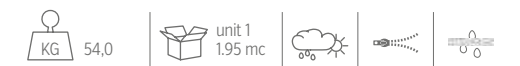
SOFA DX 3 SEATER FABRIC ARM / CODE: ALLDX3P-01




	Width	Depth	Height	H. armrest	H. seat	H. cushion
cm	280	95	70	49	40	20
inch	110.2	37.4	27.6	19.3	15.7	7.9



SOFA SX 3 SEATER FABRIC ARM / CODE: ALLSX3P-01



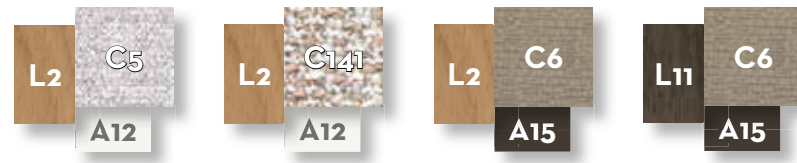
	Width	Depth	Height	H. armrest	H. seat	H. cushion
cm	280	95	70	49	40	20
inch	110.2	37.4	27.6	19.3	15.7	7.9



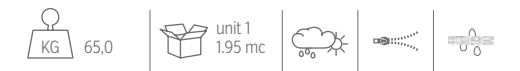
SOFA DX 3 SEATER WOOD ARM / CODE: ALLDX3P-02



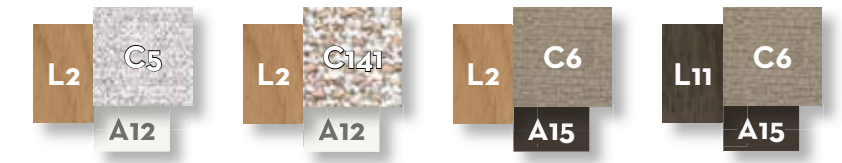
	Width	Depth	Height	H. armrest	H. seat	H. cushion
cm	285	95	70	49	40	20
inch	112.2	37.4	27.6	19.3	15.7	7.9



SOFA CX 3 SEATER + DX SHELF / CODE: ALLCX3P-01



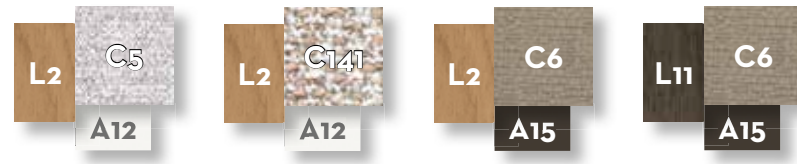
	Width	Depth	Height	H. seat	H. cushion
cm	280	95	70	40	20
inch	110.2	37.4	27.6	15.7	7.9



SOFA SX 3 SEATER WOOD ARM / CODE: ALLSX3P-02



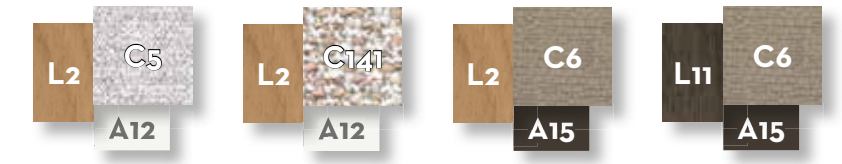
	Width	Depth	Height	H. armrest	H. seat	H. cushion
cm	285	95	70	49	40	20
inch	112.2	37.4	27.6	19.3	15.7	7.9



SOFA CX 3 SEATER + SX SHELF / CODE: ALLCX3P-02



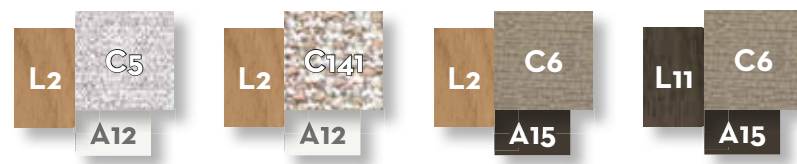
	Width	Depth	Height	H. seat	H. cushion
cm	280	95	70	40	20
inch	110.2	37.4	27.6	15.7	7.9



SOFA DX 3 SEATER FABRIC ARM + SHELF / CODE: ALLDX3P-03



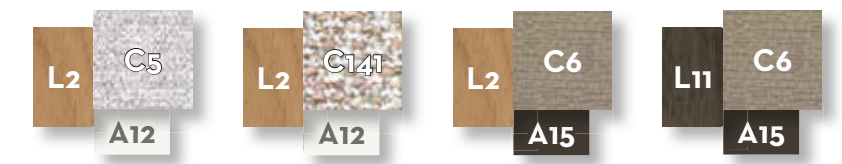
	Width	Depth	Height	H. armrest	H. seat	H. cushion
cm	280	95	70	49	40	20
inch	110.2	37.4	27.6	19.3	15.7	7.9



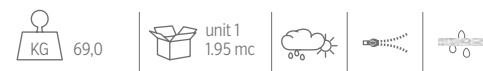
SOFA 2 SEATER FABRIC DX + WOOD SX ARM / CODE: ALLDIV2P-01



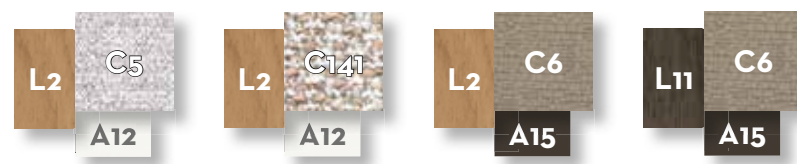
	Width	Depth	Height	H. armrest	H. seat	H. cushion
cm	215	95	70	49	40	20
inch	84.6	37.4	27.6	19.3	15.7	7.9



SOFA SX 3 SEATER FABRIC ARM + SHELF / CODE: ALLSX3P-03



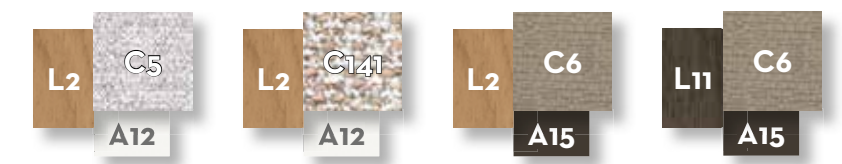
	Width	Depth	Height	H. armrest	H. seat	H. cushion
cm	280	95	70	49	40	20
inch	110.2	37.4	27.6	19.3	15.7	7.9



SOFA 2 SEATER FABRIC SX + WOOD DX ARM / CODE: ALLDIV2P-02



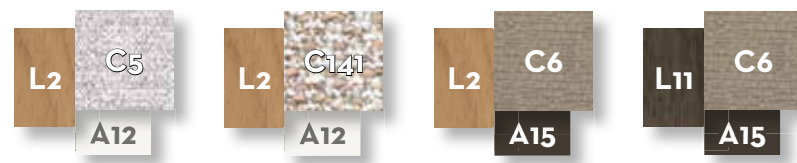
	Width	Depth	Height	H. armrest	H. seat	H. cushion
cm	215	95	70	49	40	20
inch	84.6	37.4	27.6	19.3	15.7	7.9



SOFA DX 3 SEATER WOOD ARM + SHELF / CODE: ALLDX3P-04



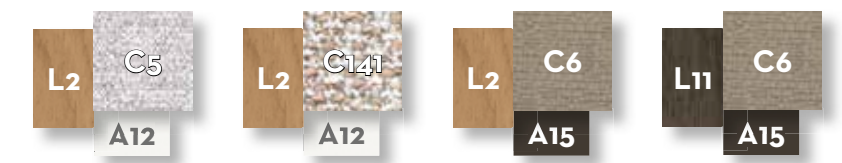
	Width	Depth	Height	H. armrest	H. seat	H. cushion
cm	280	95	70	49	40	20
inch	110.2	37.4	27.6	19.3	15.7	7.9



SOFA 2 SEATER FABRIC ARM / CODE: ALLDIV2P-03



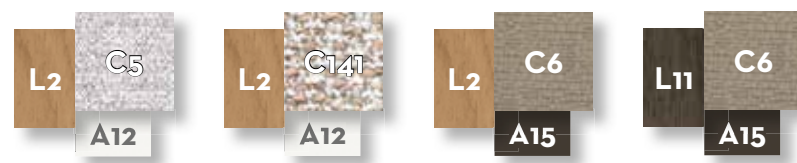
	Width	Depth	Height	H. armrest	H. seat	H. cushion
cm	210	95	70	49	40	20
inch	82.7	37.4	27.6	19.3	15.7	7.9



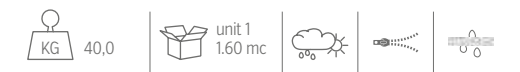
SOFA SX 3 SEATER WOOD ARM + SHELF / CODE: ALLSX3P-04



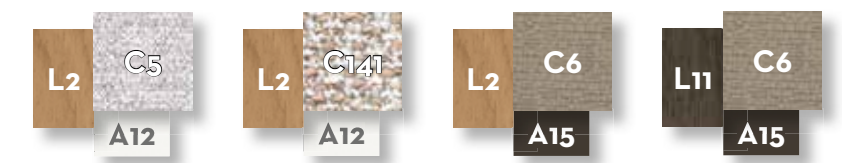
	Width	Depth	Height	H. armrest	H. seat	H. cushion
cm	280	95	70	49	40	20
inch	110.2	37.4	27.6	19.3	15.7	7.9



SOFA 2 SEATER WOOD ARM / CODE: ALLDIV2P-04



	Width	Depth	Height	H. armrest	H. seat	H. cushion
cm	220	95	70	49	40	20
inch	86.6	37.4	27.6	19.3	15.7	7.9



SOFA DX 2 SEATER FABRIC ARM / CODE: ALLDX2P-01



	Width	Depth	Height	H. armrest	H. seat	H. cushion
cm	220	95	70	49	40	20
inch	86.6	37.4	27.6	19.3	15.7	7.9



SOFA CORNER DX / CODE: ALLANG-01



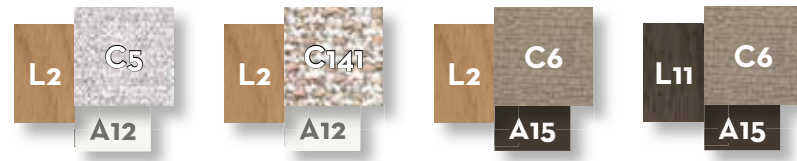
	Width	Depth	Height	H. seat	H. cushion
cm	210	95	70	40	20
inch	82.7	37.4	27.6	15.7	7.9



SOFA SX 2 SEATER FABRIC ARM / CODE: ALLSX2P-01



	Width	Depth	Height	H. armrest	H. seat	H. cushion
cm	220	95	70	49	40	20
inch	86.6	37.4	27.6	19.3	15.7	7.9



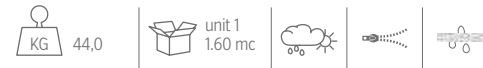
SOFA CORNER SX / CODE: ALLANG-02



	Width	Depth	Height	H. seat	H. cushion
cm	210	95	70	40	20
inch	82.7	37.4	27.6	15.7	7.9



SOFA DX 2 SEATER WOOD ARM / CODE: ALLDX2P-02



	Width	Depth	Height	H. armrest	H. seat	H. cushion
cm	215	95	70	49	40	20
inch	84.6	37.4	27.6	19.3	15.7	7.9



SOFA XL DX LARGE ARM / CODE: ALLXLDX-01



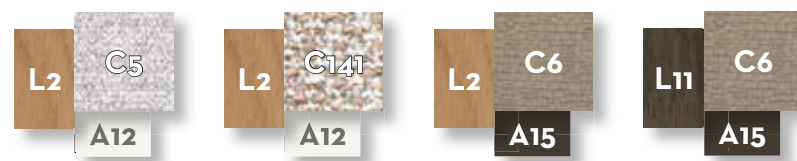
	Width	Depth	Height	H. armrest	H. seat	H. cushion
cm	125	165	70	49	40	20
inch	49.2	65.0	27.6	19.3	15.7	7.9



SOFA SX 2 SEATER WOOD ARM / CODE: ALLSX2P-02



	Width	Depth	Height	H. armrest	H. seat	H. cushion
cm	215	95	70	49	40	20
inch	84.6	37.4	27.6	19.3	15.7	7.9



SOFA XL SX LARGE ARM / CODE: ALLXLSX-01



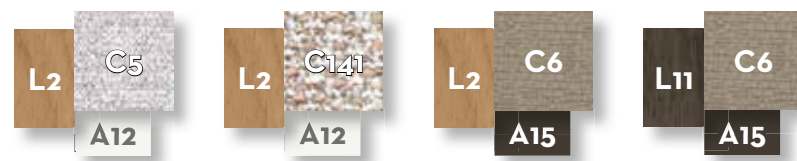
	Width	Depth	Height	H. armrest	H. seat	H. cushion
cm	125	165	70	49	40	20
inch	49.2	65.0	27.6	19.3	15.7	7.9



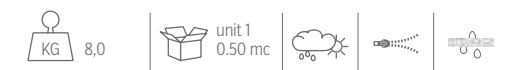
SOFA CX 2 SEATER + DX SHELF / CODE: ALLCX2P-01



	Width	Depth	Height	H. seat	H. cushion
cm	210	95	70	40	20
inch	82.7	37.4	27.6	15.7	7.9



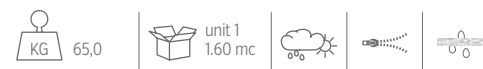
LOUNGE ARMCHAIR / CODE: ALLPLON



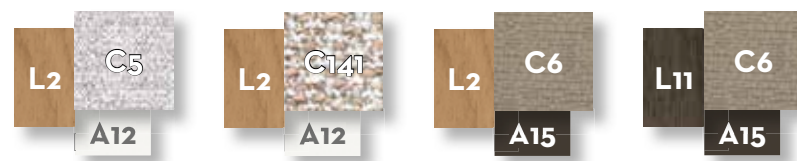
	Width	Depth	Height	H. armrest	H. seat	H. cushion
cm	80	76	70	49	43	8
inch	31.5	29.9	27.6	19.3	16.9	3.1



SOFA CX 2 SEATER + SX SHELF / CODE: ALLCX2P-02



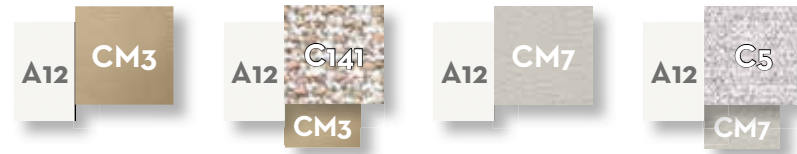
	Width	Depth	Height	H. seat	H. cushion
cm	210	95	70	40	20
inch	82.7	37.4	27.6	15.7	7.9



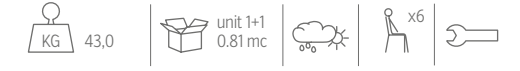
LOUNGE ARMCHAIR HIGH BACKREST / CODE: ALLPLON2



	Width	Depth	Height	H. seat	H. cushion
cm	84	92	91	37	10
inch	33	36.2	35.8	14.5	3.9



DINING TABLE 220X95 / CODE: ALLTP220



	Width	Depth	Height
cm	220	95	75
inch	86.6	37.4	29.5



COFFEE TABLE 120X120 / CODE: ALLTC120



	Width	Depth	Height
cm	120	120	21
inch	47.2	47.2	8.3



DINING TABLE 300X95 / CODE: ALLTP300



	Width	Depth	Height
cm	300	95	75
inch	118.1	37.4	29.5



COFFEE TABLE 95X140 WITHOUT SHELF / CODE: ALLTC95140-2



	Width	Depth	Height
cm	140	95	21
inch	55.1	37.4	8.3



SUNBED / CODE: ALLLET



	Width	Depth	Height	H. seat	H. cushion
cm	215	80	45	40	10
inch	84.6	31.5	17.7	15.7	3.9



COFFEE TABLE 79X140 / CODE: ALLTC79140



	Width	Depth	Height
cm	79	140	30
inch	31.1	55.1	11.8





Tressécollection

Design Carlo Colombo

Dalla ricerca di eleganza che contraddistingue la produzione dell'architetto Carlo Colombo nasce Tressé, collezione che emana al contempo solidità e comfort. Tutto ruota attorno allo studio del cubo come elemento primordiale in cui trovare ordine e da elevare attraverso finiture di pregio. Tra queste il sofisticato intreccio di fasce in ecopelle che abbraccia l'intero perimetro delle sedute e che si pone come elemento distintivo dell'intera collezione, declinato nelle varianti cromatiche in grado di adattarsi a qualsiasi ambiente che vanno dal freddo grigio seta, al più intenso e deciso fango, fino a spiccare con il caldo terra di Siena.

From the search for elegance that distinguishes the production of the architect Carlo Colombo was born Tressé, a collection that radiates both solidity and comfort. Everything revolves around the study of the cube as a primordial element in which to find order and to elevate through fine finishes. These include the sophisticated interweaving of eco-leather bands that embraces the entire perimeter of the seats and that stands as a distinctive element of the entire collection, declined in color variations that can adapt to any environment ranging from cold gray silk, to the most intense and decisive mud, up to stand out with the warm land of Siena.








Tressécollection

dining table 340x110
silk grey frame colour
cushions in canapa colour
table top in lava stone coral colour









Tressécollection

sofa
graphite frame colour
cushions in canapa colour
leather in mud colour
deco in plain taupe, plain bordeaux, stripe chamois, rose & asphalt colour
table top in lava stone vulcan grey colour











Tressécollection

sunbed
white frame colour
cushions in gardenia colour
leather in ivory colour

Tressécollection

Design Carlo Colombo

Finishing


Aluminium frame




Weaving / seat / back leather for living/dining armchair



Seat / back / armrest fabric cushions




Pillows fabric 60x60 - 45x45 (optional)



Lava stone table top



Gres table top



SOFA 3 SEATER / CODE: TREDIV3



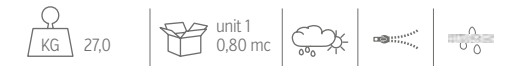
	Width	Depth	Height	H. seat	H. cushion
cm	256	103	64	39	32
inch	100,8	40,6	25,2	15,4	12,6



SOFA CORNER DX / CODE: TREANGDX



	Width	Depth	Height	H. seat	H. cushion
cm	103	103	64	39	32
inch	40,6	40,6	25,2	15,4	12,6



SOFA CORNER SX / CODE: TREANGSX



	Width	Depth	Height	H. seat	H. cushion
cm	103	103	64	39	32
inch	40,6	40,6	25,2	15,4	12,6



SOFA CX / CODE: TRECX



	Width	Depth	Height	H. seat	H. cushion
cm	103	100	64	39	32
inch	40,6	39,4	25,2	15,4	12,6



SOFA XL DX / CODE: TREXLDX



	Width	Depth	Height	H. seat	H. cushion
cm	143	103	64	39	32
inch	56,3	40,6	25,2	15,4	12,6



SOFA XL SX / CODE: TREXLSX



	Width	Depth	Height	H. seat	H. cushion
cm	143	103	64	39	32
inch	56,3	40,6	25,2	15,4	12,6



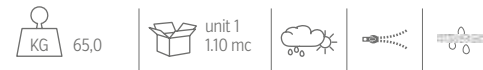
SOFA OBLIQUE DX / CODE: TREOBLDX



	Width	Depth	Height	H. seat	H. cushion
cm	230	150	64	39	32
inch	90,6	59,1	25,2	15,4	12,6



SOFA OBLIQUE SX / CODE: TREOBSX



	Width	Depth	Height	H. seat	H. cushion
cm	230	150	64	39	32
inch	90,6	59,1	25,2	15,4	12,6



LIVING ARMCHAIR / CODE: TREPL



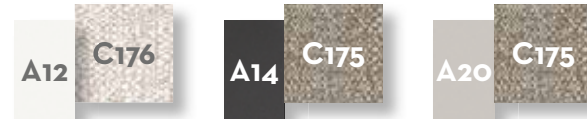
	Width	Depth	Height	H. seat	H. cushion
cm	106	103	64	39	32
inch	41,7	40,6	25,2	15,4	12,6



POUF / CODE: TREPUP



	Width	Depth	Height	H. seat	H. cushion
cm	100	100	40	39	32
inch	39,4	39,4	15,7	15,4	12,6



CUBE / CODE: TRECUB



	Width	Depth	Height
cm	45	45	45
inch	17,7	17,7	17,7




SIDE TABLE / CODE: TRETSL



	Width	Depth	Height
cm	40	37	43
inch	15,7	14,6	16,9



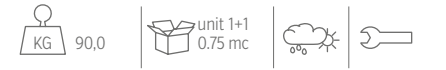
COFFEE TABLE 120X50 / CODE: TRETCL2050



	Width	Depth	Height
cm	120	50	42
inch	47,2	19,7	16,5



COFFEE TABLE 160X90 / CODE: TRETCL6090



	Width	Depth	Height
cm	160	90	30
inch	63,0	35,4	11,8



DINING TABLE 270X110 / CODE: TRETCL270



	Width	Depth	Height
cm	270	110	75
inch	106,3	43,3	29,5



DINING TABLE 340X120 / CODE: TRETCL340




	Width	Depth	Height
cm	340	120	75
inch	133,9	47,2	29,5



DINING ARMCHAIR / CODE: TREPCL



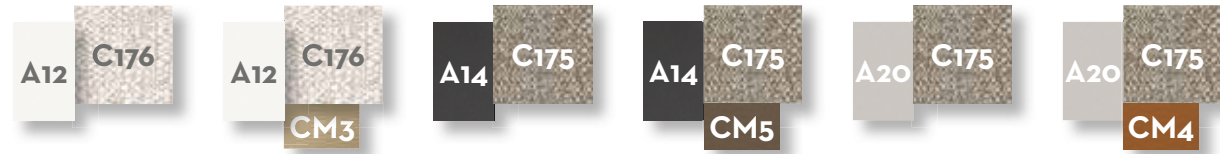
	Width	Depth	Height	H. armrest	H. seat	H. cushion
cm	65	58	80	65	46	5
inch	25,6	22,8	31,5	25,6	18,1	2,0



SUNBED / CODE: TRELET



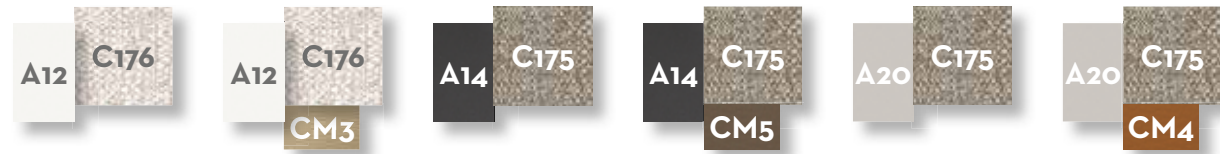
	Width	Depth	Height	H. seat	H. cushion
cm	198	88	32	32	22
inch	78,0	34,6	12,6	12,6	8,7




SUNBED DOUBLE / CODE: TRELET2



	Width	Depth	Height	H. seat	H. cushion
cm	176	198	32	32	22
inch	69,3	78,0	12,6	12,6	8,7





Casildacollection

Design Ramón Esteve

Un armonico dialogo tra geometrie razionali e luci calde, tra tessuti avvolgenti e colori neutri. La collezione Casilda ripropone i grafemi più iconici del designer, trovando un equilibrio perfetto delle linee e dei materiali. Ecco come nasce un instant classic.


Plain geometries and warming lighting, captivating fabrics and neutral palette. Everything is in its right place. Casilda collection sums up every iconic features of the designer, finding a perfect balance between materials and shapes. A new instant classic has born.





Casildacollection

living armchair & pouf
graphite frame
cushions in teal blue colour










Casildacollection

dining chair & dining table 150x150
mokka frame
cushions in grey mélange colour








Casildacollection

sofa cx
graphite frame
cushions in dark grey colour









Casildacollection

dining armchair & dining table 260x100
graphite frame
cushions in dark grey colour

















Casildacollection

daybed
graphite frame
cushions in light grey colour
deco in white & light grey colour





Casildacollection


Design Ramón Esteve

Finishing

Stainless steel frame




Synthetic elastic belt



Cushions fabric / pillows daybed 45x45



Stone table top/slats


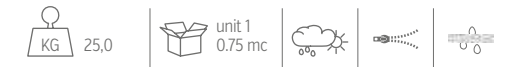


Accoya wood table top


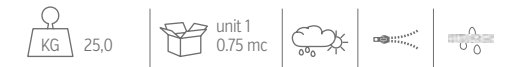
Lavica stone table top/slats





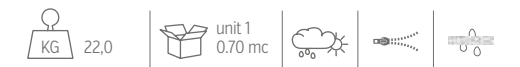
	Width	Depth	Height	H. armrest	H. seat	H. cushion
cm	100	100	64	60	46	37
inch	39.4	39.4	25.2	23.6	18.1	14.6



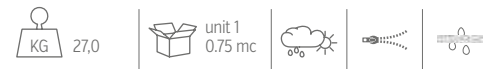
	Width	Depth	Height	H. armrest	H. seat	H. cushion
cm	100	100	64	60	46	37
inch	39.4	39.4	25.2	23.6	18.1	14.6




	Width	Depth	Height	H. seat	H. cushion
cm	95	100	64	46	37
inch	37.4	39.4	25.2	18.1	14.6



SOFA CORNER / CODE: CASIANG



	Width	Depth	Height	H. seat	H. cushion
cm	100	100	64	46	37
inch	39.4	39.4	25.2	18.1	14.6



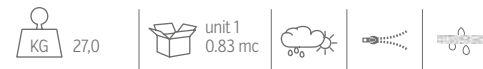
COFFEE TABLE 100x100 / CODE: CASITC100



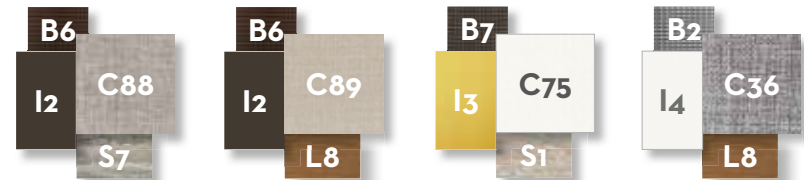
	Width	Depth	Height
cm	100	100	17
inch	39.4	39.4	6.7



LIVING ARMCHAIR / CODE: CASIPL



	Width	Depth	Height	H. armrest	H. seat	H. cushion
cm	105	100	64	60	46	37
inch	41.3	39.4	25.2	23.6	18.1	14.6



COFFEE TABLE 140x70 / CODE: CASITC70



	Width	Depth	Height
cm	140	70	28
inch	55.1	27.6	11.0



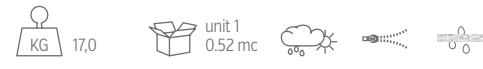
COFFEE TABLE 140x140 / CODE: CASIT



	Width	Depth	Height
cm	140	140	28
inch	55.1	55.1	11.0



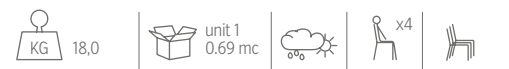
POUF / CODE: CASIPUF



	Width	Depth	Height	H. cushion
cm	95	100	46	37
inch	37.4	39.4	18.1	14.6



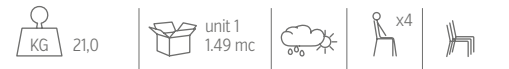
TABLE 90x90 / CODE: CASITP90



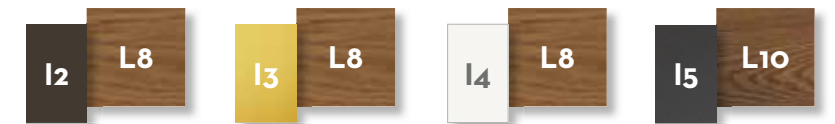
	Width	Depth	Height
cm	90	90	74
inch	35.4	35.4	29.1



BAR TABLE 125x70 / CODE: CASITP125



	Width	Depth	Height
cm	125	70	105
inch	49.2	27.6	41.3



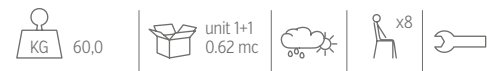
DINING TABLE 150x150 / CODE: CASITP150




	Width	Depth	Height
cm	150	150	76
inch	59.1	59.1	29.9



DINING TABLE 200x100 / CODE: CASITP200




	Width	Depth	Height
cm	200	100	76
inch	78.7	39.4	29.9



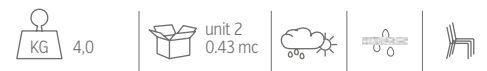
DINING TABLE 260x100 / CODE: CASITP260




	Width	Depth	Height
cm	260	100	76
inch	102.4	39.4	29.9



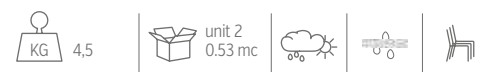
DINING CHAIR / CODE: CASISP




	Width	Depth	Height	H. seat	H. cushion
cm	53	55	79	46	3
inch	20.9	21.7	31.1	18.1	1.2



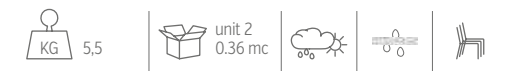
DINING ARMCHAIR / CODE: CASIPP



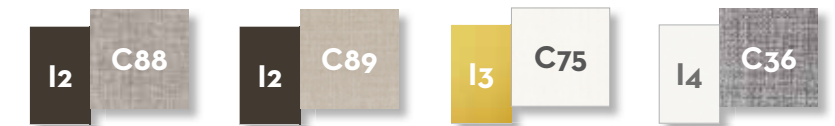
	Width	Depth	Height	H. armrest	H. seat	H. cushion
cm	65	55	79	64	46	3
inch	25.6	21.7	31.1	25.2	18.1	1.2



BAR STOOL / CODE: CASISGA




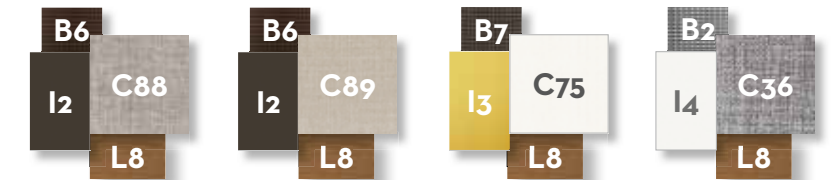
	Width	Depth	Height	H. seat	H. cushion
cm	53	50	98	77	3
inch	20.9	19.7	38.6	30.3	1.2



SUNBED / CODE: CASILET




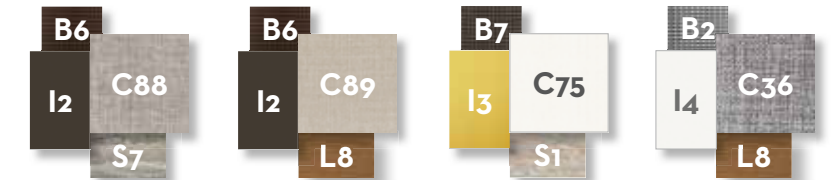
	Width	Depth	Height	H. cushion
cm	78	202	34	7
inch	30.7	79.5	13.4	2.8



DAYBED / CODE: CASIBED



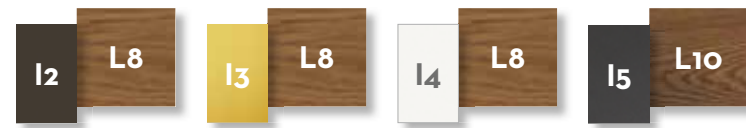
	Width	Depth	Height	H. armrest	H. seat	H. cushion	Shelf
cm	200	200	200	57	53	30	63x19
inch	78.7	78.7	78.7	22.4	20.9	11.8	24.8x7.5



LAMP L / CODE: CASILAMPL



	Width	Depth	Height
cm	23	20	175
inch	9,1	7,9	68,9



LAMP S / CODE: CASILAMPS



	Width	Depth	Height
cm	63	15	40
inch	24,8	5,9	15,7



LAMP XS / CODE: CASILAMPXS



	Width	Depth	Height
cm	23	20	40
inch	9,1	7,9	15,7





Salinascollection


Design Ludovica+Roberto Palomba

La collezione Salinas trae ispirazione dall'omonima regione naturale di Ibiza. Un progetto in cui si è voluto portare la raffinatezza tipica dell'indoor nel mondo outdoor, accorciando sempre più la distanza tra i due ambienti mettendoli in continuità. La collezione è composta da divani e poltrone in cui la componente tessile è predominante. La cinghia imbottita ed i preziosi dettagli metallici visibili nei terminali degli schienali, conferiscono alla collezione fascino ed eleganza senza tempo.

The Salinas collection draws inspiration from the homonymous natural region in Ibiza. Through this project, Ludovica + Roberto Palomba bring the typical refinement of the indoor world into the outdoor world, shortening the distance between the two environments, bringing them into continuity. The collection consists of sofas and armchairs in which the textile component is predominant. The padded belt and the precious metal details visible in the ends of the backrests create an elegant and timeless charm.














Salinascollection


dining armchair
graphite frame
synthetic padded belt in dark grey colour
cushions in mambo pearl colour
dining table 280x110
concrete table top in grey cement colour













Salinascollection

dining armchair
white frame
synthetic padded belt in dove colour
cushions in white-beige colour
dining table 280x110
concrete table top in beige cement colour





Salinas collection


Design Ludovica + Roberto Palomba

Finishing

Aluminium frame



white



graphite

Synthetic elastic belt



dark grey



ecru

Synthetic padded belt



dove



dark grey

Seat / back / armrest fabric cushions



mambo pearl



white-beige



iris deep ocean



mambo pearl



white-beige



iris deep ocean

back fabric cushions 110x50 85x50 (optional)

Pillows fabric 60x40 45x45 45x25 (optional)



mambo pearl



plain mud



white-mud



white-beige



natural green



iris deep ocean



iris sea green



iris steel blue



ivory



mimosa

Accoya table top



natural teak colour



beige cement




grey cement

Lava stone coffee table table top



beige

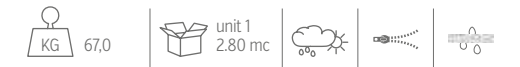


dark grey

SOFA 3 SEATER / CODE: SALDIV3



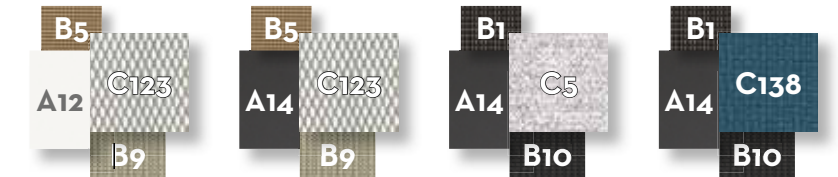
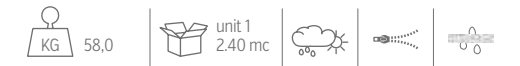
	Width	Depth	Height	H. armrest	H. seat	H. cushion
cm	283	105	85	52	38	20
inch	111.4	41.3	33.5	20.5	15.0	7.9



SOFA 2 SEATER / CODE: SALDIV2



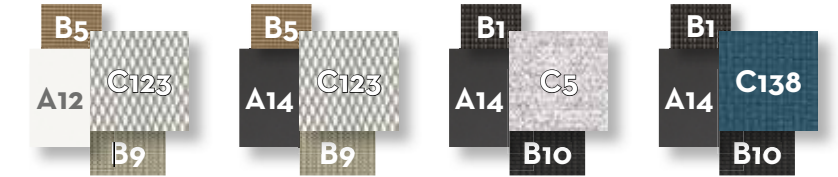
	Width	Depth	Height	H. armrest	H. seat	H. cushion
cm	242	105	85	52	38	20
inch	95.3	41.3	33.5	20.5	15.0	7.9



SOFA DX / CODE: SALDX



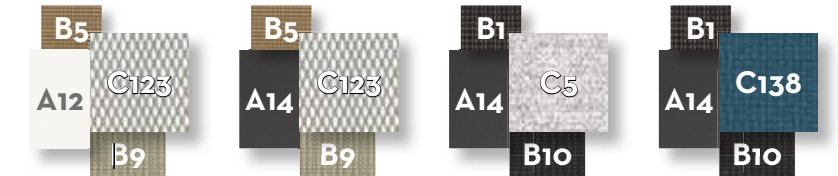
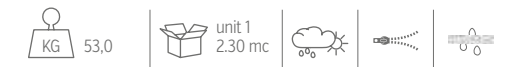
	Width	Depth	Height	H. armrest	H. seat	H. cushion
cm	231	105	85	52	38	20
inch	90.9	41.3	33.5	20.5	15.0	7.9



SOFA SX / CODE: SALSX



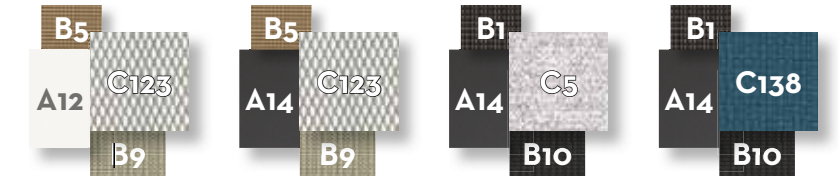
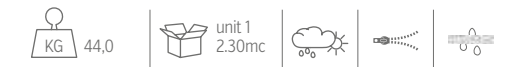
	Width	Depth	Height	H. armrest	H. seat	H. cushion
cm	231	105	85	52	38	20
inch	90.9	41.3	33.5	20.5	15.0	7.9



SOFA DX + POUF / CODE: SALDXPUF



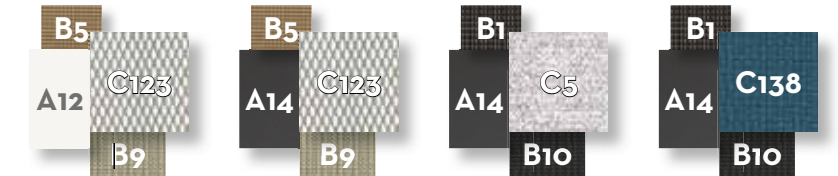
	Width	Depth	Height	H. armrest	H. seat	H. cushion
cm	231	105	85	52	38	20
inch	90.9	41.3	33.5	20.5	15.0	7.9



SOFA SX + POUF / CODE: SALSXPUF




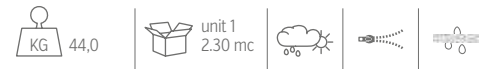
	Width	Depth	Height	H. armrest	H. seat	H. cushion
cm	231	105	85	52	38	20
inch	90.9	41.3	33.5	20.5	15.0	7.9



SOFA CORNER DX + POUF / CODE: SALANGDXPUF




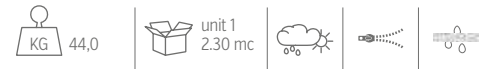
	Width	Depth	Height	H. seat	H. cushion
cm	231	105	85	38	20
inch	90.9	41.3	33.5	15.0	7.9



SOFA CORNER SX + POUF / CODE: SALANGSXPUF




	Width	Depth	Height	H. seat	H. cushion
cm	231	105	85	38	20
inch	90.9	41.3	33.5	15.0	7.9



SOFA CORNER DX / CODE: SALDXANG




	Width	Depth	Height	H. seat	H. cushion
cm	231	105	85	38	20
inch	90.9	41.3	33.5	15.0	7.9



SOFA CORNER SX / CODE: SALSXANG



	Width	Depth	Height	H. seat	H. cushion
cm	231	105	85	38	20
inch	90.9	41.3	33.5	15.0	7.9



SOFA LOUNGE SX / CODE: SALCLSX




	Width	Depth	Height	H. armrest	H. seat	H. cushion
cm	108	198	85	52	38	20
inch	42.5	78.0	33.5	20.5	15.0	7.9



SOFA LOUNGE DX / CODE: SALCLDX



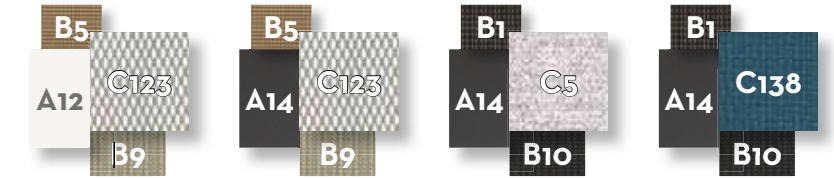
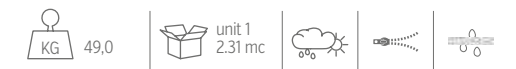
	Width	Depth	Height	H. armrest	H. seat	H. cushion
cm	108	198	85	52	38	20
inch	42.5	78.0	33.5	20.5	15.0	7.9



SOFA CX / CODE: SALCX



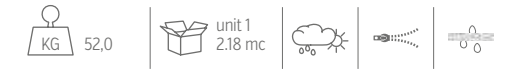
	Width	Depth	Height	H. seat	H. cushion
cm	220	105	85	38	20
inch	86.6	41.3	33.5	15.0	7.9



SOFA LOUNGE XL DX / CODE: SALXLDX



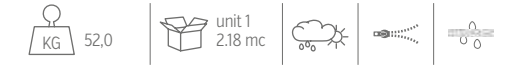
	Width	Depth	Height	H. armrest	H. seat	H. cushion
cm	141	160	85	52	38	20
inch	55.5	63.0	33.5	20.5	15.0	7.9



SOFA LOUNGE XL SX / CODE: SALXLSX



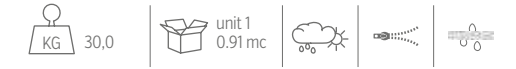
	Width	Depth	Height	H. armrest	H. seat	H. cushion
cm	141	160	85	52	38	20
inch	55.5	63.0	33.5	20.5	15.0	7.9



BENCH / CODE: SALBEN




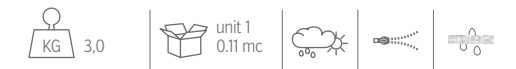
	Width	Depth	Height	H. cushion
cm	185	95	38	20
inch	72.8	37.4	15.0	7.9



ARMREST FOR BENCH / CODE: SALBENARM



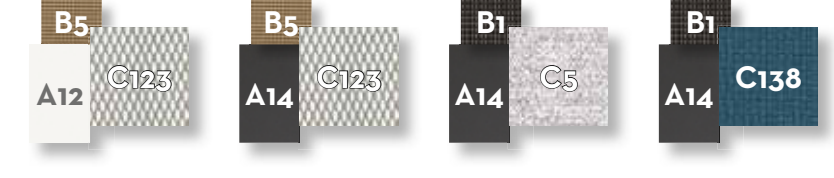
	Width	Depth	Height
cm	32	57	31
inch	12.6	22.4	12.2



POUF / CODE: SALPUF



	Width	Depth	Height	H. cushion
cm	94	94	38	20
inch	37.0	37.0	15.0	7.9



LIVING ARMCHAIR CODE: SALPL



	Width	Depth	Height	H. armrest	H. seat	H. cushion
cm	112	108	85	52	38	20
inch	44.1	42.5	33.5	20.5	15.0	7.9

38,0 |
 unit 1 1.19 mc |
 |
 |

COFFEE TABLE 90 X 90 / CODE: SALTC90



	Width	Depth	Height
cm	90	90	25
inch	35.4	35.4	9.8

38,0 |
 unit 1 0.24 mc |

COFFEE TABLE D80 / CODE: SALTC80



	Width	Depth	Height
cm	80	80	30
inch	31.5	31.5	11.8

12,0 |
 unit 1 0.23 mc |
 |

COFFEE TABLE D65 / CODE: SALTC65



	Width	Depth	Height
cm	65	65	35
inch	25.6	25.6	13.8

23,0 |
 unit 1 0.18 mc |
 |

DINING TABLE 140X140 / CODE: SALTP140



	Width	Depth	Height
cm	140	140	74
inch	55.1	55.1	29.1

132,0 |
 unit 1 1.18 mc |
 |
 x8 |

DINING TABLE D165 CONCRETE / CODE: SALTPD165C



	Width	Depth	Height
cm	165	165	74
inch	65.0	65.0	29.1

135,0 |
 unit 1 1.20 mc |
 |
 x6 |

DINING TABLE 280X110 / CODE: SALTP280



	Width	Depth	Height
cm	90	90	25
inch	35.4	35.4	9.8

280,0 |
 unit 1 1.50 mc |
 |
 x10 |

DINING TABLE D165 ACCOYA / CODE: SALTPD165L



	Width	Depth	Height
cm	165	165	74
inch	65.0	65.0	29.1

65,0 |
 unit 1+1+1+1 0.42 mc |
 |
 x6 |

DINING TABLE 320X110 / CODE: SALTP320



	Width	Depth	Height
cm	320	110	74
inch	126.0	43.3	29.1

98,0 |
 unit 1+1+1+1+1 0.55 mc |
 |
 x12 |

DINING ARMCHAIR / CODE: SALPP



	Width	Depth	Height	H. armrest	H. seat	H. cushion
cm	63	60	86	68	46	8
inch	24.8	23.6	33.9	26.8	18.1	3.1

9,5 |
 unit 1 0.33 mc |
 |
 |



Georgecollection

Design Ludovica + Roberto Palomba

Un progetto che nasce dallo scopo di unire leggerezza e comodità nella vita en plain air, andando a ridisegnare situazioni che trasmettano sensazioni di intimità e relax, sempre nel massimo rispetto dell'equilibrio ma soprattutto della proporzione. La struttura in acciaio inossidabile è il fil rouge del progetto, totalmente rivestita da un intreccio in corda leggermente imbottita. Un design avvolgente, che per i materiali utilizzati, strizza l'occhio al mondo della nautica. Alla leggerezza visiva della struttura intrecciata fanno da contrappunto cuscini di seduta e schienale generosamente imbottiti.

A project that was created with the aim of combining lightness and comfort in life in the open air, redesigning situations that convey feelings of intimacy and relaxation, always with the utmost respect for balance but above all for proportion. The stainless steel structure is the fil rouge of the project, totally covered with a slightly padded rope weave. An enveloping design whose materials are reminiscent of the nautical world. The visual lightness of the woven structure is counterpointed by generously padded seat and back cushions.







Georgecollection

lounge folding chair, coffee table ø 60/80x80
stainless steel frame
table top ø 60 accoya wood in natural teak colour
table top 80x80 lava stone in dark green colour
dove colour rope
quadro carpet 300x200 canvas











Georgecollection


dining folding chair & dining table ø 155
stainless steel frame
table top accoya wood in natural teak colour
cushions in natural ivory colour
dove colour rope
quadro carpet ø 300 canvas





Georgecollection

sunbed
stainless steel frame
cushions in natural ivory colour
belt in dove colour






Georgecollection

lounge folding chair
stainless steel frame
cushions in stripe mud colour
dark grey colour rope
table top ø 60 accoya wood in natural teak colour




Georgecollection

sofa lounge dx, pouf, sofa cx & sofa xl sx
stainless steel frame
cushions in mud colour
belt in dark grey colour
table top 60x110 accoya wood in natural teak colour
table top 80x80 lava stone in graphite colour









Georgecollection

Design Ludovica + Roberto Palomba

Finishing

Stainless steel frame



inox

Syntetic rope



dark grey



dove

Syntetic padded belt



dove



dark grey

Seat / back / armrest fabric cushions



natural ivory



dark green



plain mud

Pillows fabric 60x40 45x25 (optional)



natural ivory



dark green



natural taupe



plain mud



white-mud



natural white-taupe




plain white

Accoya table top




natural teak colour

Lava stone table top



beige



dark green




dark grey

SOFA / CODE: GEODIV




	Width	Depth	Height	H. seat	H. cushion
cm	177	91	65	37	30
inch	69.7	35.8	25.6	14.6	11.8



SOFA DX / CODE: GEODX




	Width	Depth	Height	H. seat	H. cushion
cm	173	91	65	37	30
inch	68.1	35.8	25.6	14.6	11.8



SOFA SX / CODE: GEOSX




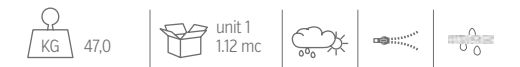
	Width	Depth	Height	H. seat	H. cushion
cm	173	91	65	37	30
inch	68.1	35.8	25.6	14.6	11.8



SOFA CX / CODE: GEOCX




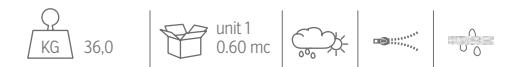
	Width	Depth	Height	H. seat	H. cushion
cm	170	91	65	37	30
inch	66.9	35.8	25.6	14.6	11.8



SOFA CORNER / CODE: GEOANG



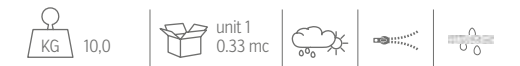
	Width	Depth	Height	H. seat	H. cushion
cm	91	91	65	37	30
inch	35.8	35.8	25.6	14.6	11.8



POUF / CODE: GEOPUF




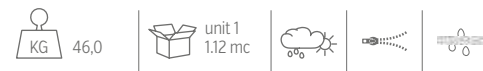
	Width	Depth	Height	H. cushion
cm	88	88	37	30
inch	34.6	34.6	14.6	11.8



SOFA LOUNGE DX / CODE: GEOLONDX




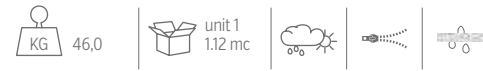
	Width	Depth	Height	H. seat	H. cushion
cm	90	170	65	37	30
inch	35.4	66.9	25.6	14.6	11.8



SOFA LOUNGE SX / CODE: GEOLON SX




	Width	Depth	Height	H. seat	H. cushion
cm	90	170	65	37	30
inch	35.4	66.9	25.6	14.6	11.8



SOFA LOUNGE XL DX / CODE: GEOXLDX




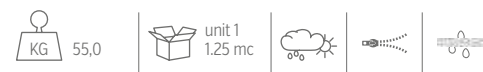
	Width	Depth	Height	H. seat	H. cushion
cm	123	143	65	37	30
inch	48.4	56.3	25.6	14.6	11.8



SOFA LOUNGE XL SX / CODE: GEOXLSX




	Width	Depth	Height	H. seat	H. cushion
cm	123	143	65	37	30
inch	48.4	56.3	25.6	14.6	11.8



DAYBED / CODE: GEOBED




	Width	Depth	Height	H. seat	H. cushion
cm	146	143	65	37	30
inch	57.5	56.3	25.6	14.6	11.8



LIVING ARMCHAIR / CODE: GEOPL



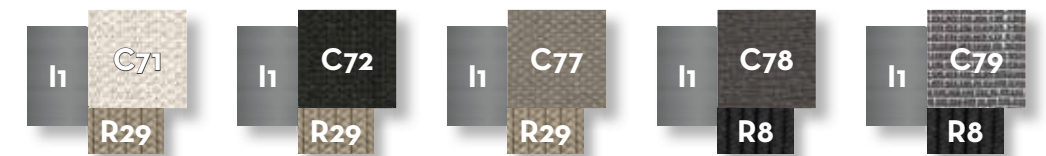
	Width	Depth	Height	H. seat	H. cushion
cm	86	86	65	37	15
inch	33.9	33.9	25.6	14.6	5.9



LOUNGE FOLDING ARMCHAIR / CODE: GEOPLON



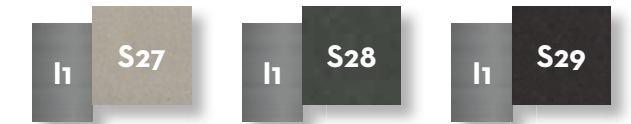
	Width	Depth	Height	H. seat	H. cushion
cm	65	70	74	39	3
inch	26	28	29	15	1.2



COFFEE TABLE D60 / CODE: GEOTCD60



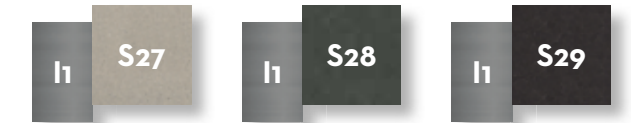
	Width	Depth	Height
cm	60	60	40
inch	23.6	23.6	15.7



COFFEE TABLE 60X60 / CODE: GEOTC6060



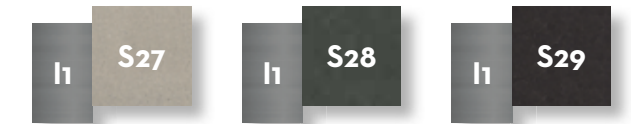
	Width	Depth	Height
cm	60	60	40
inch	23.6	23.6	15.7



COFFEE TABLE 80X80 / CODE: GEOTC8080



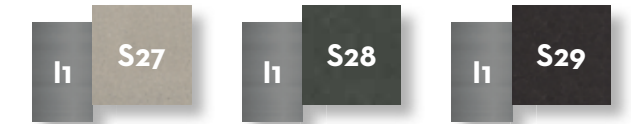
	Width	Depth	Height
cm	80	80	35
inch	31.5	31.5	13.8



COFFEE TABLE 110X60 / CODE: GEOTC60110



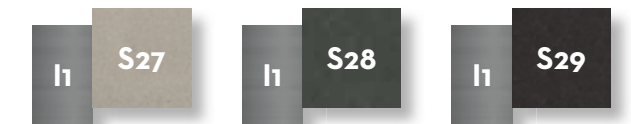
	Width	Depth	Height
cm	110	60	35
inch	43.3	23.6	13.8



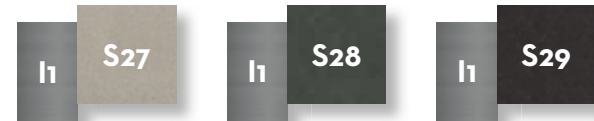

SIDE TABLE 40X90 / CODE: GEOTL90



	Width	Depth	Height
cm	40	90	40
inch	15.7	35.4	15.7

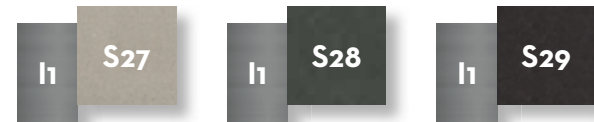



CONSOLLE 45X160 / CODE: GEOCON160



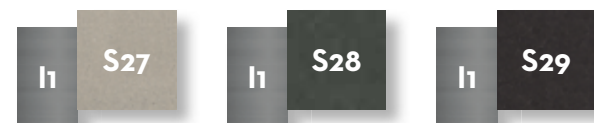
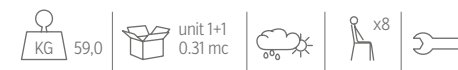
	Width	Depth	Height
cm	45	160	55
inch	17.7	63.0	21.7

DINING TABLE D 155 / CODE: GEOTPD155



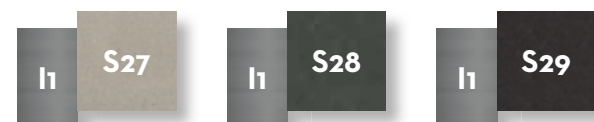

	Width	Depth	Height
cm	155	155	74
inch	61.0	61.0	29.1

DINING TABLE 150X150 / CODE: GEOTP150




	Width	Depth	Height
cm	150	150	74
inch	59.1	59.1	29.1

DINING TABLE 250X100 / CODE: GEOTP250




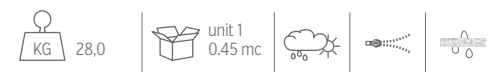
	Width	Depth	Height
cm	250	100	74
inch	98.4	39.4	29.1

DINING FOLDING CHAIR / CODE: GEOSP




	Width	Depth	Height	H. seat	H. cushion
cm	50	56	84	49	3
inch	19.7	22.0	33.1	19.3	1.2

SUNBED / CODE: GEOLET



	Width	Depth	Height	H. seat	H. cushion
cm	201	81	23	30	10
inch	79.1	31.9	9.1	11.8	3.9






Argocollection // Wood

Design Ludovica+Roberto Palomba


Collezione ispirata al tema della scatola di legno, si presenta con un linguaggio rigoroso, pulito e geometrico, caratterizzata da grandi fascioni laterali che contengono la cuscineria e rendono la seduta profonda ed accogliente. A questo gioco abbiamo voluto unire dei piedi a slitta creando così una magica sospensione dell'imbottito e delle proporzioni. La collezione si arricchisce con un imbottito dalla forma scultorea, caratterizzata da un avvolgente volume intrecciato. Generose le sedute imbottite e il particolare piede in legno che dialoga perfettamente con gli altri elementi della collezione.

Argo collection is inspired by the theme of the wooden box and shows a rigorous, clean and geometrical language. The collection is characterized by big lateral waistbands that contain the cushions and make the seat deep and cosy. To this play we intentionally added a sled base in order to create a magical suspension of padding and of proportions. The collection is enriched by a padding with sculptural shape, whose peculiarity is an all-embracing intertwined volume. The abundant padded seats and the particular wood feet, perfectly dialogue with the other element of the collection.















Argocollection
// Wood

sunbed
accoya wood in natural teak colour
cushions in ocean blue colour



Argo collection

// Wood

sofa sx & sofa xl dx
accoya wood frame in natural teak colour
cushions in reggae ivory colour
deco in natural ivory, plain beige & canapa light colour





Argo collection

// Wood

sofa love seat
accoya wood in natural teak colour
snowy colour rope
cushions in white-beige colour
deco in white-beige & plain beige colour









Argocollection
//Wood

dining table & dining armchair
accoya wood frame in natural teak colour
snowy colour rope
cushions in white-beige colour









Argocollection
//Wood


dining table 165x165 & dining armchair
accoya wood frame in natural teak colour
dark grey colour rope
cushions in mambo pearl colour







Argocollection // wood



Argocollection
// Wood

sunbed
accoya wood in palissandro colour
cushions in white-beige colour



Argo collection // Wood

Design Ludovica + Roberto Palomba

Finishing

Accoya wood frame

Synthetic rope




palissandro colour



natural teak colour



dark grey



snowy



blue

Seat / back / armrest fabric cushions



mambo pearl



white-beige



plain white



ocean blue



reggae ivory

Pillows fabric 60x40 45x45 45x25 (optional)



mambo pearl



natural ivory



plain mud



plain grey



plain ochre



plain beige



white-beige



outmap blue



plain white



ocean blue

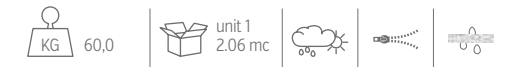


canapa light



reggae ivory

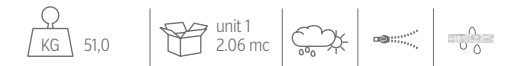
SOFA / CODE: AGODIV



	Width	Depth	Height	H. armrest	H. seat	H. cushion
cm	240	95	65	60	40	25
inch	94.5	37.4	25.6	23.6	15.7	9.8



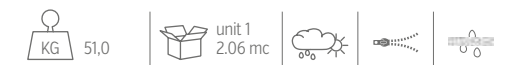
SOFA DX / CODE: AGODX



	Width	Depth	Height	H. armrest	H. seat	H. cushion
cm	218	95	65	60	40	25
inch	85.8	37.4	25.6	23.6	15.7	9.8



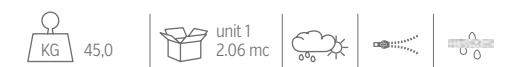
SOFA SX / CODE: AGOSX



	Width	Depth	Height	H. armrest	H. seat	H. cushion
cm	218	95	65	60	40	25
inch	85.8	37.4	25.6	23.6	15.7	9.8



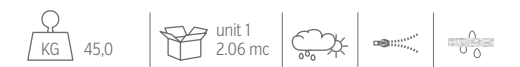
SOFA DX + POUF / CODE: AGODXPUF



	Width	Depth	Height	H. armrest	H. seat	H. cushion
cm	218	95	65	60	40	25
inch	85.8	37.4	25.6	23.6	15.7	9.8



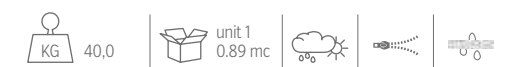
SOFA SX + POUF / CODE: AGOSXPUF



	Width	Depth	Height	H. armrest	H. seat	H. cushion
cm	218	95	65	60	40	25
inch	85.8	37.4	25.6	23.6	15.7	9.8



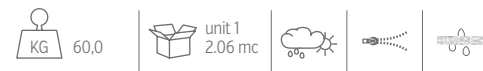
SOFA CX / CODE: AGOCX



	Width	Depth	Height	H. seat	H. cushion
cm	98	95	65	40	25
inch	38.6	37.4	25.6	15.7	9.8



SOFA CORNER DX / CODE: AGODIVANGDX



	Width	Depth	Height	H. armrest	H. seat	H. cushion
cm	240	95	65	60	40	25
inch	94.5	37.4	25.6	23.6	15.7	9.8



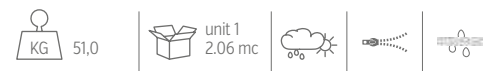
SOFA CORNER SX / CODE: AGODIVANGSX



	Width	Depth	Height	H. armrest	H. seat	H. cushion
cm	240	95	65	60	40	25
inch	94.5	37.4	25.6	23.6	15.7	9.8



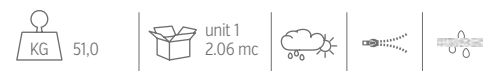
SOFA DX CORNER / CODE: AGODXANG



	Width	Depth	Height	H. armrest	H. seat	H. cushion
cm	218	95	65	60	40	25
inch	85.8	37.4	25.6	23.6	15.7	9.8



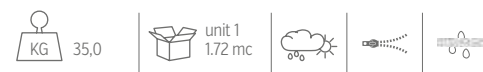
SOFA SX CORNER / CODE: AGOSXANG



	Width	Depth	Height	H. armrest	H. seat	H. cushion
cm	218	95	65	60	40	25
inch	85.8	37.4	25.6	23.6	15.7	9.8



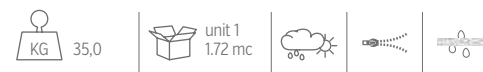
SOFA + POUF DX / CODE: AGODIVPUFDX



	Width	Depth	Height	H. armrest	H. seat	H. cushion
cm	196	95	65	40	25	25
inch	77.2	37.4	25.6	15.7	9.8	9.8



SOFA + POUF SX / CODE: AGODIVPUFSX



	Width	Depth	Height	H. armrest	H. seat	H. cushion
cm	196	95	65	40	25	25
inch	77.2	37.4	25.6	15.7	9.8	9.8



SOFA + COFFEE TABLE DX / CODE: AGODIVTCDX



	Width	Depth	Height	H. seat	H. cushion
cm	196	95	65	40	25
inch	77.2	37.4	25.6	15.7	9.8



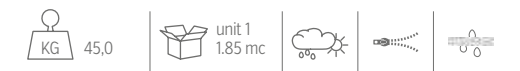
SOFA + COFFEE TABLE SX / CODE: AGODIVTCSX



	Width	Depth	Height	H. seat	H. cushion
cm	196	95	65	40	25
inch	77.2	37.4	25.6	15.7	9.8



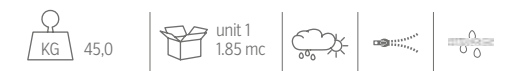
SOFA LOUNGE XL DX / CODE: AGOXLDX



	Width	Depth	Height	H. armrest	H. seat	H. cushion
cm	120	160	65	60	40	25
inch	47.2	63.0	25.6	23.6	15.7	9.8



SOFA LOUNGE XL SX / CODE: AGOXL SX



	Width	Depth	Height	H. armrest	H. seat	H. cushion
cm	120	160	65	60	40	25
inch	47.2	63.0	25.6	23.6	15.7	9.8



POUF / CODE: AGO PUF



	Width	Depth	Height	H. cushion
cm	98	95	40	25
inch	38.6	37.4	15.7	9.8



SOFA LOVE SEAT / CODE: AGODIVLOV

KG 28,0 unit 1 1.47 mc



	Width	Depth	Height	H. seat	H. cushion
cm	185	95	76	38	23
inch	72.8	37.4	29.9	15.0	9.1

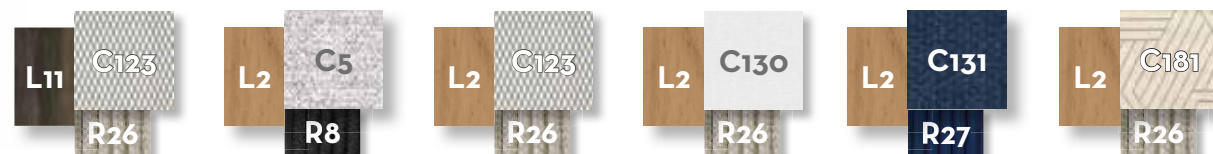


LIVING ARMCHAIR / CODE: AGOPL

KG 12,0 unit 1 0.57 mc



	Width	Depth	Height	H. seat	H. cushion
cm	90	80	76	38	23
inch	35.4	31.5	29.9	15.0	9.1



COFFEE TABLE 180x94 / CODE: AGOTC180

KG 51,0 unit 1 0.78 mc



	Width	Depth	Height
cm	180	94	33
inch	70.9	37.0	13



COFFEE TABLE 107x107 / CODE: AGOTC107

KG 37,0 unit 1 0.55 mc



	Width	Depth	Height
cm	107	107	33
inch	42.1	42.1	13



COFFEE TABLE 95x67 / CODE: AGOTC95

KG 19,0 unit 1 0.32 mc



	Width	Depth	Height
cm	95	67	33
inch	37.4	26.4	13



DINING TABLE 95x95 / CODE: AGOTP95

KG 31,0 unit 1 0.46 mc



	Width	Depth	Height
cm	95	95	75
inch	37.4	37.4	30




DINING TABLE 165x165 / CODE: AGOTP165

KG 94,0 unit 1 0.65 mc



	Width	Depth	Height
cm	165	165	75
inch	65.0	65.0	30




DINING TABLE 220x110 / CODE: AGOTP220

KG 89,0 unit 1 0.58 mc



	Width	Depth	Height
cm	220	110	75
inch	86.6	43.3	30



DINING TABLE 280x110 / CODE: AGOTP280

KG 103,0 unit 1 0.73 mc



	Width	Depth	Height
cm	280	110	75
inch	110.2	43.3	30



DINING CHAIR / CODE: AGOPP

KG 6,0 unit 1 0.26 mc



	Width	Depth	Height	H. seat	H. cushion
cm	58	52	74	45	8
inch	22.8	20.5	29	17.7	3.1



SUNBED / CODE: AGOLET

KG 22,0 unit 1 0.84 mc



	Width	Depth	Height	H. cushion
cm	205	95	36	25
inch	80.7	37.4	14	9.8





Argocollection // Alu
Design Ludovica+Roberto Palomba

Argo, un nome evocativo, ricorda l'antica e mitologica nave che veleggiò tra le isole greche alla ricerca del vello d'oro. Argo alluminio è un sistema di arredi outdoor che coniuga una grande ricerca estetica e una grande libertà sul piano compositivo. Argo è un progetto caratterizzato da un'estetica contemporanea; alla rigorosa struttura in alluminio si contrappone la generosità dei cuscini imbottiti. La struttura rivestita in cinghie elastiche ne sottolinea le forme profonde ed accoglienti, ad essa sono uniti dei piedi a slitta che creano una magica sospensione dell'imbottito e delle proporzioni.

Argo, a mythological name, that is inspired by the mythological wooden boat that sailed around the Greek islands, in search of the legendary golden fleece. Argo aluminum is an outdoor furnishing system that is a perfect match of a great aesthetic experimentation and extraordinary versatility in terms of personalization. Argo is a project characterized by a contemporary aesthetic. The generous size of the upholstered cushions offsets the austerity of the aluminum structure. The frame covered by elastic belts emphasises the deep and cosy shapes which characterize the collection, magically suspended on the sledge feet which create a perfect balance between the upholstery and the shapes of this new modular sofa.







Argocollection
// Alu

sunbed
white frame
cushions in mambo pearl colour
belt in light grey colour





Argocollection
// Alu

sofa
graphite frame
cushions in mambo pearl colour
belt in dark grey colour












Argocollection
// Alu

lounge armchair
graphite frame
cushions in plain mud colour
leaf coffee table d 60 in vitter dark grey







Argocollection


// Alu

lounge armchair

ruby red frame

cushions in bordeaux colour

deco in bordeaux & mambo red colour



Argocollection // Alu


Design Ludovica+Roberto Palomba

Finishing

Aluminium frame



white



graphite



ruby red

Elastic belt



dark grey




light grey



ecru soft touch

Gres table top



calacatta 12mm



limestone 12mm



grey moon 12mm

Seat / back / armrest fabric cushions



mambo pearl



mambo red



plain mud

Pillows fabric 60x40 45x25 (optional)



mambo pearl



plain taupe



mambo white



mambo red



plain bordeaux



plain mud

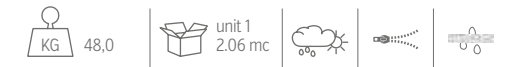


white-mud

SOFA / CODE: AGOALUDIV




	Width	Depth	Height	H. armrest	H. seat	H. cushion
cm	240	95	65	60	40	25
inch	94.5	37.4	25.6	23.6	15.7	9.8



SOFA DX / CODE: AGOALUDX



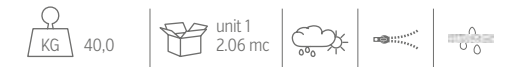
	Width	Depth	Height	H. armrest	H. seat	H. cushion
cm	218	95	65	60	40	25
inch	85.8	37.4	25.6	23.6	15.7	9.8



SOFA SX / CODE: AGOALUSX



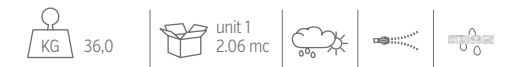
	Width	Depth	Height	H. armrest	H. seat	H. cushion
cm	218	95	65	60	40	25
inch	85.8	37.4	25.6	23.6	15.7	9.8



SOFA DX + POUF / CODE: AGOALUDXPUF



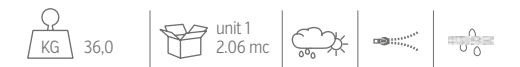
	Width	Depth	Height	H. armrest	H. seat	H. cushion
cm	218	95	65	60	40	25
inch	85.8	37.4	25.6	23.6	15.7	9.8



SOFA SX + POUF / CODE: AGOALUSXPUF



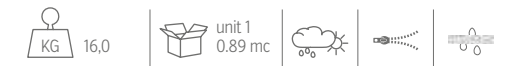
	Width	Depth	Height	H. armrest	H. seat	H. cushion
cm	218	95	65	60	40	25
inch	85.8	37.4	25.6	23.6	15.7	9.8



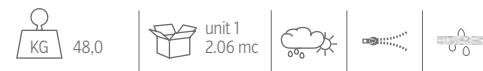
SOFA CX / CODE: AGOALUCX



	Width	Depth	Height	H. seat	H. cushion
cm	98	95	65	40	25
inch	38.6	37.4	25.6	15.7	9.8



SOFA CORNER DX / CODE: AGOALUANGDX



	Width	Depth	Height	H. armrest	H. seat	H. cushion
cm	240	95	65	60	40	25
inch	94.5	37.4	25.6	23.6	15.7	9.8



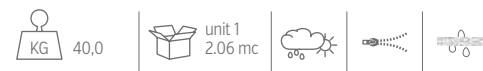
SOFA CORNER SX / CODE: AGOALUANGSX



	Width	Depth	Height	H. armrest	H. seat	H. cushion
cm	240	95	65	60	40	25
inch	94.5	37.4	25.6	23.6	15.7	9.8



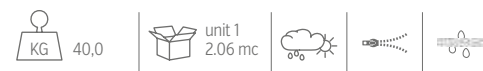
SOFA DX CORNER / CODE: AGOALUDXANG



	Width	Depth	Height	H. armrest	H. seat	H. cushion
cm	218	95	65	60	40	25
inch	85.8	37.4	25.6	23.6	15.7	9.8



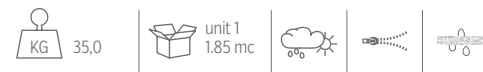
SOFA SX CORNER / CODE: AGOALUSXANG



	Width	Depth	Height	H. armrest	H. seat	H. cushion
cm	218	95	65	60	40	25
inch	85.8	37.4	25.6	23.6	15.7	9.8



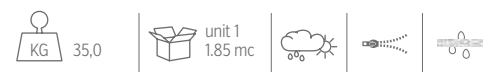
SOFA XL DX / CODE: AGOALUXLDX



	Width	Depth	Height	H. armrest	H. seat	H. cushion
cm	120	160	65	60	40	25
inch	47.2	63.0	25.6	23.6	15.7	9.8



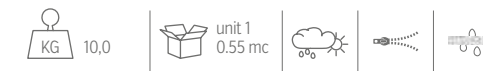
SOFA XL SX / CODE: AGOALUXLSX




	Width	Depth	Height	H. armrest	H. seat	H. cushion
cm	120	160	65	60	40	25
inch	47.2	63.0	25.6	23.6	15.7	9.8



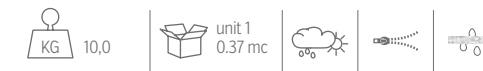
POUF / CODE: AGOALUPUF



	Width	Depth	Height	H. seat	H. cushion
cm	98	95	40	25	25
inch	38.6	37.4	15.7	9.8	9.8



LOUNGE ARMCHAIR / CODE: AGOALUPL



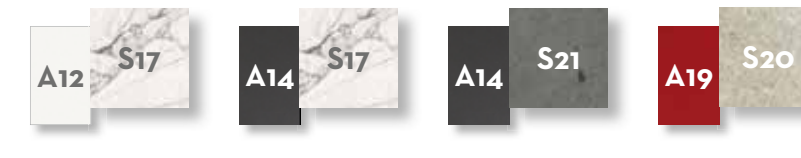
	Width	Depth	Height	H. seat	H. cushion
cm	70	68	64	40	17
inch	27.6	26.8	25.2	15.7	6.7



COFFEE TABLE 100X95 / CODE: AGOALUTC100



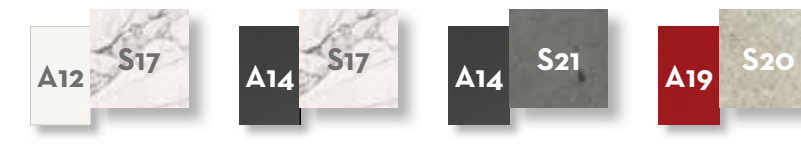
	Width	Depth	Height
cm	100	95	16
inch	39.4	37.4	6.3



COFFEE TABLE 113X80 / CODE: AGOALUTC113



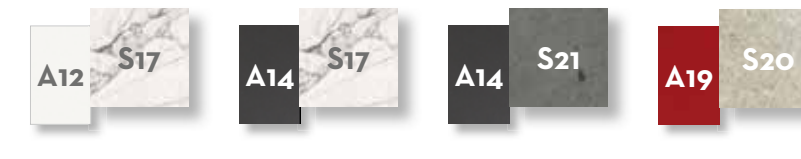
	Width	Depth	Height
cm	113	80	33
inch	44.5	31.5	13.0



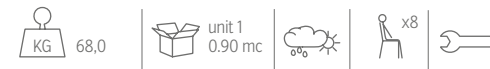
COFFEE TABLE 157X80 / CODE: AGOALUTC157



	Width	Depth	Height
cm	157	80	33
inch	61.8	31.5	13.0



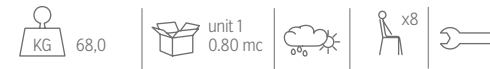
DINING TABLE 157X157 / CODE: AGOALUTP157



	Width	Depth	Height
cm	157	157	76
inch	61.8	61.8	29.9



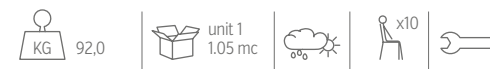
DINING TABLE 220X100 / CODE: AGOALUTP220



	Width	Depth	Height
cm	220	100	76
inch	86.6	39.4	29.9



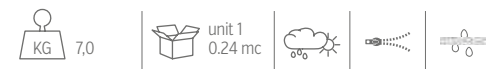
DINING TABLE 290X100 / CODE: AGOALUTP290



	Width	Depth	Height
cm	290	100	76
inch	114.2	39.4	29.9



DINING ARMCHAIR / CODE: AGOALUPP



	Width	Depth	Height	H. seat	H. cushion
cm	56	54	69	46	6
inch	22.0	21.3	27.2	18.1	2.4



SUNBED / CODE: AGOALULET



	Width	Depth	Height	H. cushion
cm	205	91	33	15
inch	80.7	35.8	13.0	5.9





Cruisecollection // Teak
Design Ludovica+Roberto Palomba

Ispirata al mondo della nautica, la collezione Cruise nasce dal desiderio di rievocare le emozioni uniche che solo una traversata nei mari più belli del mondo può regalare. L'uso di materiali nobili come il legno nella base, associato ad un'accurata selezione dei tessuti, conferisce un appeal elegante sofisticato all'intera linea. La corda, vera protagonista, avvolge schienali e braccioli di ogni elemento di seduta della collezione: poltrone living, divani modulari o a struttura fissa e poltroncine pranzo.

Inspired by the nautical world, Cruise collection is built upon the desire to recall the unique emotions of sailing in the most beautiful seas in the world. The use of fine materials, such as the wood in the base, and an accurate fabrics' selection convey to the entire collection an elegant and sophisticated appeal. The rope plays the lead role in this collection and is intertwined with the armrests and backrests of every seating element: living armchairs, fixed and modular sofas and dining armchairs.















Cruisecollection // Teak

sofa
smoke teak frame
sand colour rope
cushions & deco in mambo taupe colour





Cruisecollection // Teak

sofa lounge xl, pouff 150x150 & coffee table 45x90
smoke teak frame
sand colour rope
cushions in mambo taupe colour
deco in twill red, rose & mambo taupe colour















Cruisecollection // Teak

armchair & dining table
smoke teak frame
dark grey colour rope
cushions in slate grey colour
top in gres elegant black colour





Cruisecollection
// Teak

sunbed
smoke teak frame
cushions in slate grey colour



Cruise collection // Teak

Design Ludovica + Roberto Palomba

Finishing

Wood frame



smoke teak

Backrest / armrest fabric cushions



mambo taupe



twill beige



slate grey

Synthetic rope



sand



dark grey



ecru soft touch



dark grey soft touch

Gres table top



elegant black 6mm



capraia 6mm

Pillows fabric 60x40 45x25 (optional)



mambo taupe



twill beige



outmap sand



twill red



rose



slate grey



salt and pepper

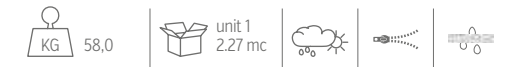


natural grey

SOFA 3 SEATER / CODE: CRULDIV



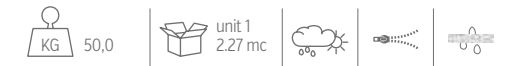
	Width	Depth	Height	H. armrest	H. seat	H. cushion
cm	245	110	73	63	37	16
inch	96.5	43.3	28.7	24.8	14.6	6.3



SOFA DX / CODE: CRULDIVDX



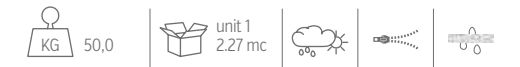
	Width	Depth	Height	H. armrest	H. seat	H. cushion
cm	230	110	73	63	37	16
inch	90.6	43.3	28.7	24.8	14.6	6.3



SOFA SX / CODE: CRULDIVSX



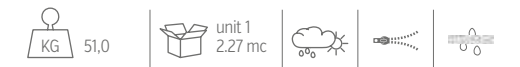
	Width	Depth	Height	H. armrest	H. seat	H. cushion
cm	230	110	73	63	37	16
inch	90.6	43.3	28.7	24.8	14.6	6.3



SOFA CORNER DX / CODE: CRULANGDX



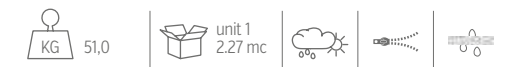
	Width	Depth	Height	H. seat	H. cushion
cm	230	110	73	37	16
inch	90.6	43.3	28.7	14.6	6.3



SOFA CORNER SX / CODE: CRULANGSX



	Width	Depth	Height	H. seat	H. cushion
cm	230	110	73	37	16
inch	90.6	43.3	28.7	14.6	6.3



SOFA LOUNGE XL DX / CODE: CRULXLDX



	Width	Depth	Height	H. armrest	H. seat	H. cushion
cm	155	175	73	63	37	16
inch	61.0	68.9	28.7	24.8	14.6	6.3



SOFA LOUNGE XL SX / CODE: CRULXLSX



	Width	Depth	Height	H. armrest	H. seat	H. cushion
cm	155	175	73	63	37	16
inch	61.0	68.9	28.7	24.8	14.6	6.3



LIVING ARMCHAIR / CODE: CRULPL



	Width	Depth	Height	H. armrest	H. seat	H. cushion
cm	85	90	72	56	37	16
inch	33.5	35.4	28.3	22.0	14.6	6.3



POUF 150X150 / CODE: CRULPUF




	Width	Depth	Height
cm	150	150	26
inch	59.1	59.1	10.2



COFFEE TABLE 45X90 / CODE: CRULTC45




	Width	Depth	Height
cm	90	45	26
inch	35.4	17.7	10.2



COFFEE TABLE 160X90 / CODE: CRULTC160




	Width	Depth	Height
cm	160	90	26
inch	63.0	35.4	10.2



CONSOLLE 160X40 / CODE: CRULCON160



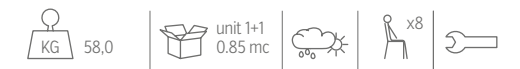
	Width	Depth	Height
cm	160	40	65
inch	63.0	15.7	25.6



DINING TABLE 240X110 / CODE: CRULTP240



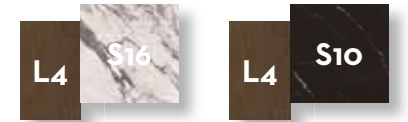
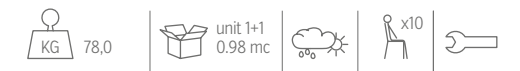
	Width	Depth	Height
cm	240	110	75
inch	94.5	43.3	29.5



DINING TABLE 320X120 / CODE: CRULTP320



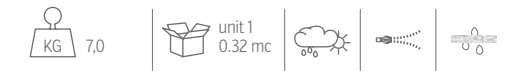
	Width	Depth	Height
cm	320	120	75
inch	126.0	47.2	29.5



DINING CHAIR / CODE: CRULPP



	Width	Depth	Height	H. armrest	H. seat	H. cushion
cm	63	58	74	66	48	5
inch	24.8	22.8	29.1	26.0	18.9	2.0



SUNBED / CODE: CRULLET



	Width	Depth	Height	H. cushion
cm	208	92	34	8
inch	81.9	36.2	13.4	3.1






Cruisecollection // Alu Design Ludovica + Roberto Palomba

L'eleganza e il sofisticato appeal della collezione unite alla contemporaneità dell'alluminio delle strutture danno vita alla Cruise Alu. La collezione è caratterizzata da una base in alluminio con piedini pressofusi. La tecnica della pressofusione ha permesso di progettare nel dettaglio il piede che si fa elemento distintivo della collezione donando all'imbottito e ai tavoli un maggiore impatto estetico.

The elegance and the sophisticated appeal of the Cruise Teak combined to the modernity of the aluminium frames give life to the Cruise Alu. The collection is characterized by the use of an aluminium base with die-cast aluminium feet. Die-casting process allows to design accurately the foot, that becomes a distinctive element of this range and improves the aesthetic impact of sofas and tables.









Cruisecollection

// Alu

round dining table ø 150 & dining armchair
white frame
gres table top in calacatta colour
sand colour rope
cushions in mambo sand colour





Cruisecollection

// Alu

sunbed
white frame
cushions in mambo sand colour








Cruisecollection

// Alu

sofa love seat, living armchair & Panama coffee table 50x50, 70x70
graphite frame
dark grey colour rope
cushions in dark grey colour
deco in city life pattern
top in gres calacatta







Cruisecollection // Alu

sofa dx
dark grey colour rope
cushions in mambo white-cool grey colour
deco in mambo white-cool grey, plain white, twill yellow & city life pattern



Cruisecollection

// Alu

sofa dx, sofa xl sx & side table
graphite frame
dark grey colour rope
cushions in white-cool grey colour
deco in city life pattern
top in ceppo di gré









Cruisecollection

// Alu

sofa love seat, living armchair
teal green colour frame
teal green colour rope
cushions in outmap turquoise colour
deco in plain bordeaux colour





Cruise collection // Alu

Design Ludovica + Roberto Palomba

Finishing


Aluminium frame



teal green



white



graphite

Seat / backrest / armrest fabric cushions



dark grey



mambo sand



outmap turquoise



mambo white-cool grey

Synthetic rope




dark grey



sand



teal green



calacatta 12mm



ceppo di gré 12mm

Gres table top

Pillows fabric 60x40 45x25 (optional)



twill yellow



ocean pattern



city life pattern



dark grey



plain white



mambo sand



outmap turquoise



plain beige



alga



mambo white-cool grey

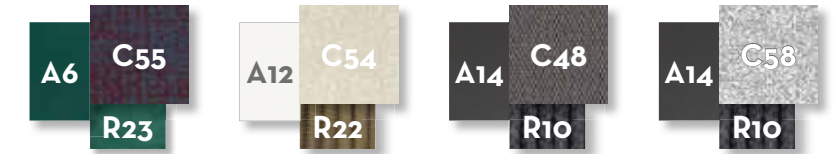


plain bordeaux

SOFA 3 SEATER/ CODE: CRUALUDIV



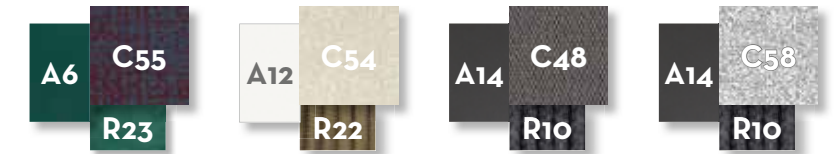
	Width	Depth	Height	H. armrest	H. seat	H. cushion
cm	242	101	71	60	43	16
inch	95.3	39.8	28.0	23.6	16.9	6.3



SOFA DX / CODE: CRUALUDIVDX



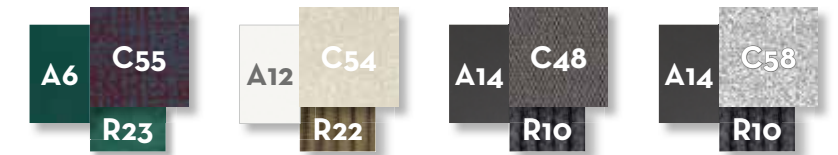
	Width	Depth	Height	H. armrest	H. seat	H. cushion
cm	228	101	71	60	43	16
inch	89.8	39.8	28.0	23.6	16.9	6.3



SOFA SX / CODE: CRUALUDIVSX



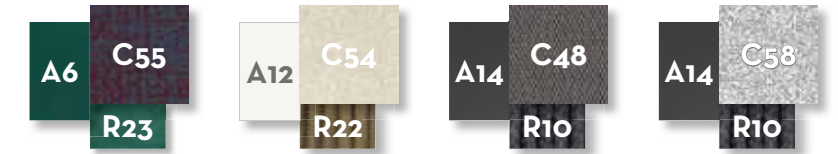
	Width	Depth	Height	H. armrest	H. seat	H. cushion
cm	228	101	71	60	43	16
inch	89.8	39.8	28.0	23.6	16.9	6.3



SOFA CORNER DX / CODE: CRUALUANGDX



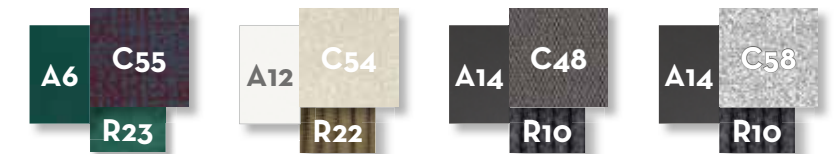
	Width	Depth	Height	H. seat	H. cushion
cm	228	101	71	43	16
inch	89.8	39.8	28.0	16.9	6.3



SOFA CORNER SX / CODE: CRUALUANGSX



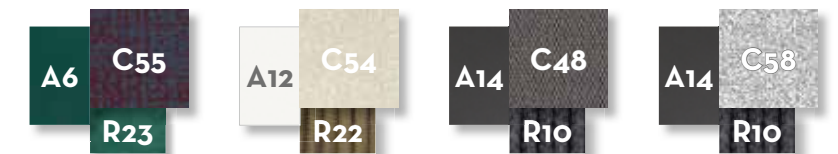
	Width	Depth	Height	H. seat	H. cushion
cm	228	101	71	43	16
inch	89.8	39.8	28.0	16.9	6.3



SOFA LOUNGE XL DX / CODE: CRUALUXLDX



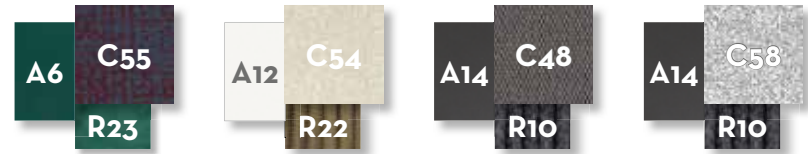
	Width	Depth	Height	H. armrest	H. seat	H. cushion
cm	155	176	71	60	43	16
inch	61.0	69.3	28.0	23.6	16.9	6.3



SOFA LOUNGE XL SX / CODE: CRUALUXLSX




	Width	Depth	Height	H. armrest	H. seat	H. cushion
cm	155	176	71	60	43	16
inch	61.0	69.3	28.0	23.6	16.9	6.3



COFFEE TABLE 160X90 / CODE: CRUALUTC160



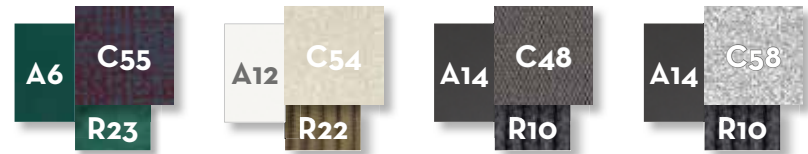
	Width	Depth	Height
cm	160	90	35
inch	63.0	35.4	13.8



SOFA CX 2 SEATER / CODE: CRUALUCX2




	Width	Depth	Height	H. seat	H. cushion
cm	165	101	71	43	16
inch	65.0	39.8	28.0	16.9	6.3



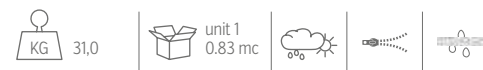
COFFEE TABLE 120X120 / CODE: CRUALUTC120



	Width	Depth	Height
cm	120	120	35
inch	47.2	47.2	13.8



BENCH / CODE: CRUALUBEN




	Width	Depth	Height	H. cushion
cm	165	92	43	16
inch	65.0	36.2	16.9	6.3



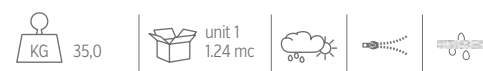
ROUND COFFEE TABLE D120 / CODE: CRUALUTCT120




	Width	Depth	Height
cm	120	120	35
inch	47.2	47.2	13.8



POUF 150X150 / CODE: CRUALUPUF




	Width	Depth	Height	H. cushion
cm	150	150	43	16
inch	59.1	59.1	16.9	6.3



SIDE TABLE / CODE: CRUALUTL



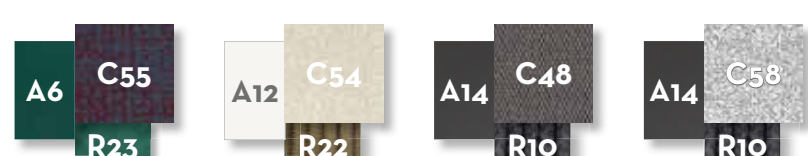
	Width	Depth	Height
cm	45	95	6
inch	17.7	37.4	2.4



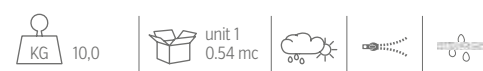
SOFA LOVE SEAT / CODE: CRUALULOV



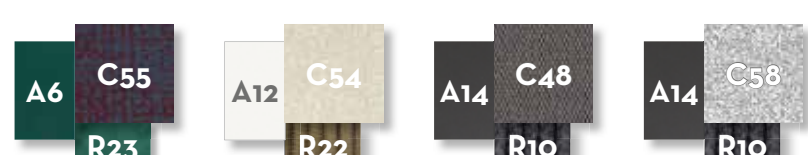
	Width	Depth	Height	H. armrest	H. seat	H. cushion
cm	163	79	71	58	47	16
inch	64.2	31.1	28.0	22.8	18.5	6.3



LIVING ARMCHAIR / CODE: CRUALUPL




	Width	Depth	Height	H. armrest	H. seat	H. cushion
cm	96	79	71	58	47	16
inch	37.8	31.1	28.0	22.8	18.5	6.3



ROUND DINING TABLE D 150 / CODE: CRUALUTPT150



	Width	Depth	Height
cm	150	150	75
inch	59.1	59.1	29.5



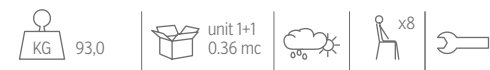
DINING TABLE 150X150 / CODE: CRUALUTP150




	Width	Depth	Height
cm	150	150	75
inch	59.1	59.1	29.5



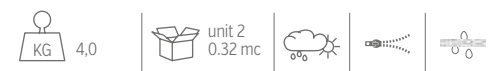
DINING TABLE 250X100 / CODE: CRUALUTP250



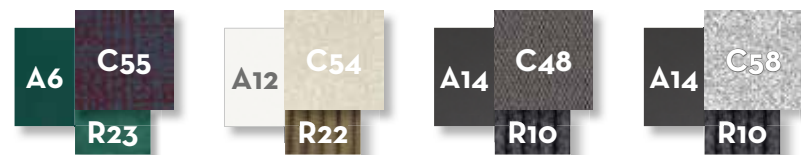
	Width	Depth	Height
cm	250	100	75
inch	98.4	39.4	29.5



DINING ARMCHAIR / CODE: CRUALUPP



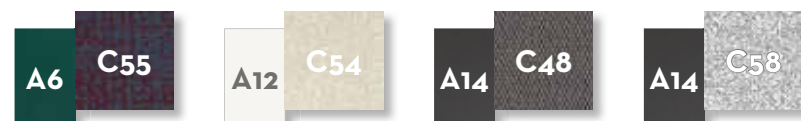
	Width	Depth	Height	H. armrest	H. seat	H. cushion
cm	69	66	74	66	44	5
inch	27.2	26.0	29.1	26.0	17.3	2.0



SUNBED / CODE: CRUALULET



	Width	Depth	Height	H. cushion
cm	200	90	30	8
inch	78.7	35.4	11.8	3.1





Cliffcollection

Design Ludovica+Roberto Palomba

Nata dall'incontro tra accostamenti materici inaspettati e dalla ricerca di linguaggi sempre nuovi, la collezione Cliff è sinonimo di grande versatilità. I dettagli, realizzati con corde nautiche intrecciate e tessuti dai motivi geometrici, creano un senso di giocosità con un tocco super glamour. La varietà cromatica unita alla modularità delle strutture consente di disporre gli elementi in assoluta libertà, generando infinite possibilità di combinazione.

Cliff collection is based on the combination of different materials, born from the research of new ways of expression. It is synonymous of great versatility. The details, made with intertwined nautical cords and geometric-patterned fabrics, create a sense of playfulness with a super-glamorous touch. The chromatic variety combined with the modularity of the structures makes it possible to arrange the elements in absolute freedom, generating infinite combination of possibilities.







Cliffcollection

sofa lounge dx, sofa cx, pouf & living armchair
colour rope beige
cushions in beige colour
backrest in geometric pattern













Cliffcollection

sunbed
beige colour rope
cushion in beige colour





Cliffcollection

sofa sx
cushions & backrest in beige colour
deco in beige & geometric diamond pattern







Cliffcollection

sofa & medium/big coffee tables
dark grey colour rope
cushions in dark grey colour
deco in dark grey & geometric diamond pattern













Cliffcollection

living armchair & Tribal lamp
dark grey colour rope
cushion in dark grey colour

Cliffcollection

swing chair
dark grey colour rope
cushion in dark grey colour
deco in dark grey & geometric diamond pattern





Cliff collection

Design Ludovica + Roberto Palomba

Finishing

Aluminium frame



graphite



beige

Synthetic rope



beige



dark grey

Cushions fabric



beige mélange



dark grey



blue



green

Covering fabric



beige mélange



geometric



diamond mash



dark grey



blue



green

Pillows fabric 90x65 60x40 45x25 (optional)



white



beige mélange



diamond mash



geometric diamond



peach



blue ice



dark grey



blue



blue square



arabesque green



green

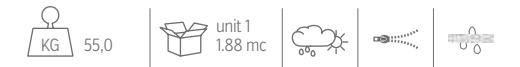


stripe green

SOFA DX BACKREST ROPE / CODE: CLIDIVDX-C



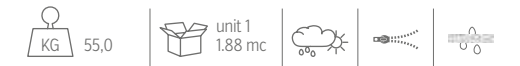
	Width	Depth	Height	H. seat	H. cushion
cm	184	100	90	44	38
inch	72,4	39,4	35,4	17,3	15,0



SOFA SX BACKREST ROPE / CODE: CLIDIVSX-C



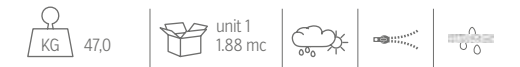
	Width	Depth	Height	H. seat	H. cushion
cm	184	100	90	44	38
inch	72,4	39,4	35,4	17,3	15,0



SOFA CX BACKREST ROPE / CODE: CLICX2-C



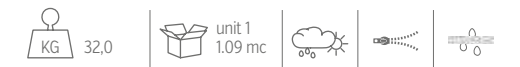
	Width	Depth	Height	H. seat	H. cushion
cm	172	100	90	44	38
inch	67,7	39,4	35,4	17,3	15,0



SOFA CORNER BACKREST ROPE / CODE: CLIANG-C



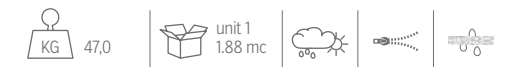
	Width	Depth	Height	H. seat	H. cushion
cm	100	100	90	44	38
inch	39,4	39,4	35,4	17,3	15,0



SOFA LOUNGE DX BACKREST ROPE / CODE: CLICLDX-C



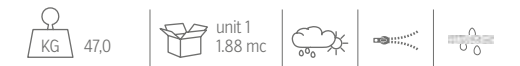
	Width	Depth	Height	H. seat	H. cushion
cm	100	184	90	44	38
inch	39,4	72,4	35,4	17,3	15,0



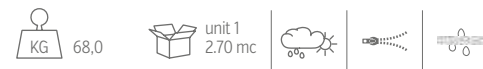
SOFA LOUNGE SX BACKREST ROPE / CODE: CLICLSX-C



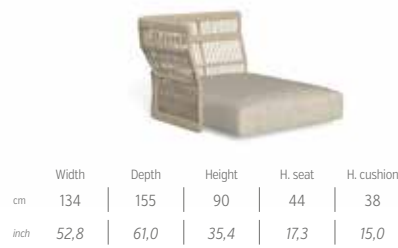
	Width	Depth	Height	H. seat	H. cushion
cm	100	184	90	44	38
inch	39,4	72,4	35,4	17,3	15,0



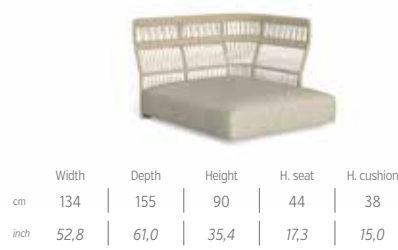
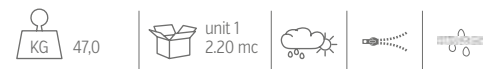
SOFA BACKREST ROPE / CODE: CLIDIV3-C



SOFA LOUNGE XL DX BACKREST ROPE / CODE: CLICLXLDX-C



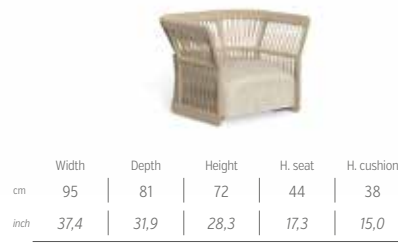
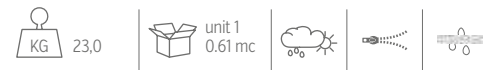
SOFA LOUNGE XL SX BACKREST ROPE / CODE: CLICLXLSX-C



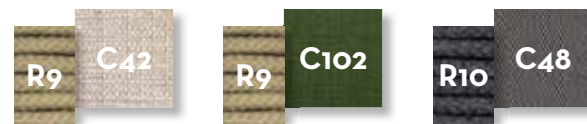
LIVING ARMCHAIR / CODE: CLIPL-C



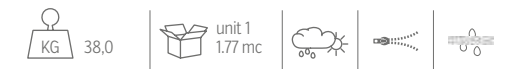
LOUNGE ARMCHAIR BACKREST ROPE / CODE: CLIPLON-C



SWING CHAIR / CODE: CLIALT



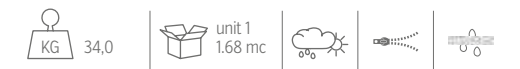
SOFA DX BACKREST FABRIC / CODE: CLIDIVDX-T



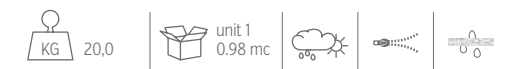
SOFA SX BACKREST FABRIC / CODE: CLIDIVSX-T



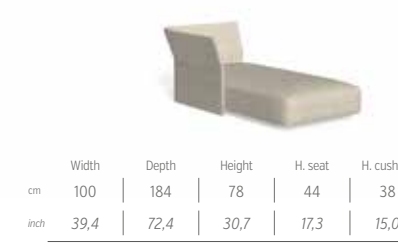
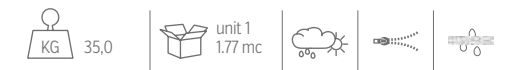
SOFA CX BACKREST FABRIC / CODE: CLICX2-T



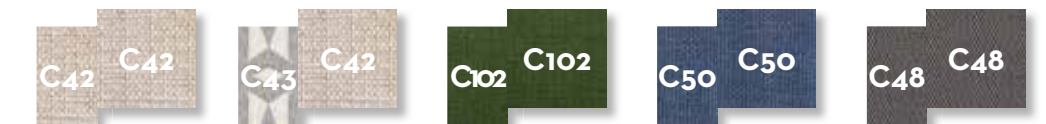
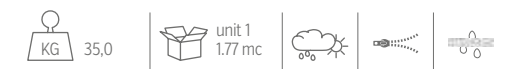
SOFA CORNER BACKREST FABRIC / CODE: CLIANG-T



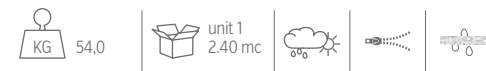
SOFA LOUNGE DX BACKREST FABRIC / CODE: CLICLDX-T



SOFA LOUNGE SX BACKREST FABRIC / CODE: CLICLSX-T



SOFA BACKREST FABRIC / CODE: CLIDIV3-T



	Width	Depth	Height	H. seat	H. cushion
cm	268	100	78	44	38
inch	105,5	39,4	30,7	17,3	15,0

SOFA LOUNGE XL DX BACKREST FABRIC / CODE: CLICLXLDX-T



	Width	Depth	Height	H. seat	H. cushion
cm	134	155	78	44	38
inch	52,8	61,0	30,7	17,3	15,0

SOFA LOUNGE XL SX BACKREST FABRIC / CODE: CLICLXLSX-T



	Width	Depth	Height	H. seat	H. cushion
cm	134	155	78	44	38
inch	52,8	61,0	30,7	17,3	15,0

POUF / CODE: CLIPUF



	Width	Depth	Height	H. cushion
cm	90	90	44	38
inch	35,4	35,4	17,3	15,0

LOUNGE ARMCHAIR BACKREST FABRIC / CODE: CLIPLON-T



	Width	Depth	Height	H. seat	H. cushion
cm	95	81	72	44	38
inch	37,4	31,9	28,3	17,3	15,0

COFFEE TABLE SMALL / CODE: CLITCS-C




	Width	Depth	Height
cm	85	35	45
inch	33,5	13,8	17,7

COFFEE TABLE MEDIUM / CODE: CLITCM-C




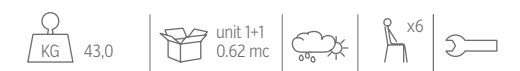
	Width	Depth	Height
cm	75	75	45
inch	29,5	29,5	17,7

COFFEE TABLE BIG / CODE: CLITCB-C




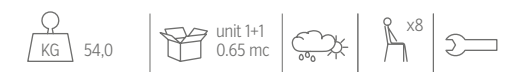
	Width	Depth	Height
cm	90	90	35
inch	35,4	35,4	13,8

DINING TABLE D140 / CODE: CLITPD140




	Width	Depth	Height
cm	140	140	75
inch	55,1	55,1	29,5

DINING TABLE 150x150 / CODE: CLITP150



	Width	Depth	Height
cm	150	150	75
inch	59,1	59,1	29,5

EXTENDING DINING TABLE 240/300x100 / CODE: CLITP240



	Width	Depth	Height
cm	240/ 300	100	75
inch	94 / 118	39,4	29,5

DINING ARMCHAIR / CODE: CLIPPZ-C



	Width	Depth	Height	H. seat	H. cushion
cm	66	52	72	44	5
inch	26,0	20,5	28,3	17,3	2,0



SUNBED / CODE: CLILET



	Width	Depth	Height	H. seat
cm	90	200	42	36
inch	35,4	78,7	16,5	14,2





Cliff Dèco collection

Design Ludovica+Roberto Palomba

Cliff Dèco arricchisce la già ampia famiglia Cliff ed è il risultato di una lunga ricerca progettuale e creativa per una nuova generazione di prodotti che strizzano l'occhio al mondo dell'indoor. Un divano moderno ed elegante, che si distingue per il suo design senza tempo, impreziosito da sedute sinuose e avvolgenti, palette tenui ed intrecci realizzati a mano su schienali e braccioli. La collezione Cliff Dèco è sinonimo di grande versatilità, la modularità delle strutture consente di disporre gli elementi in assoluta libertà, generando infinite possibilità di combinazione.

Cliff Dèco enriches the already wide Cliff family and it is the result of a deep projectual research for a collection, that wink at the indoor furnitures. An elegant and modern sofa, characterised by its timeless design. It features sumptuously deep and inviting cushions, fine colour palettes and hand-woven backs and armrests. Cliff Dèco is synonymous of great versatility, thanks to the modularity of the structures makes it possible to arrange the elements in absolute freedom, generating infinite possible combinations.



Cliffdèco collection

sofa lounge dx, pouf, sofa cx, sofa lounge xl sx & coffee table
beige colour rope
cushions & backrest in plain white colour
deco in plain white colour









Cliffdècocollection

sofa lounge sx, sofa dx
dark grey colour rope
cushions & deco in dark grey colour





Cliffdèco collection

lounge armchair
dark grey colour rope
cushions in dark grey colour
deco in dark grey & blue ice colour



Cliffdècocollection

sofa
red colour rope
cushions & deco in outmap plum colour




Cliff Dèco collection


Design Ludovica + Roberto Palomba

Finishing

Aluminium frame



red



graphite



beige



beige



dark grey



red

Synthetic rope

Seat fabric cushions



beige mélange



dark grey



plain white



outmap plum

Pillows fabric (for backrest rope) 45x25 60x40 90x65 (optional)



beige mélange



dark grey



plain white



outmap plum



twill rust

Back fabric cushions (for backrest fabric) 80x60 110x60 140x60 with roll (optional)



beige mélange



dark grey



plain white



outmap plum

Pillows fabric (for only backrest fabric) 80x50 (optional)



beige mélange



dark grey



plain white



outmap plum

SOFA DX BACKREST ROPE / CODE: CLIDCDIVDX-C



	Width	Depth	Height	H. seat	H. cushion
cm	195	114	105	44	38
inch	76,8	44,9	41,3	17,3	15,0



SOFA SX BACKREST ROPE / CODE: CLIDCDIVSX-C



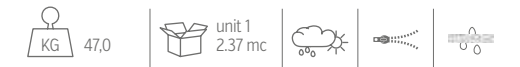
	Width	Depth	Height	H. seat	H. cushion
cm	195	114	105	44	38
inch	76,8	44,9	41,3	17,3	15,0



SOFA CX BACKREST ROPE / CODE: CLIDCCX2-C



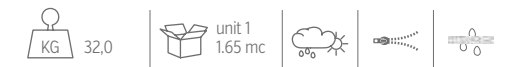
	Width	Depth	Height	H. seat	H. cushion
cm	172	114	105	44	38
inch	67,7	44,9	41,3	17,3	15,0



SOFA CORNER BACKREST ROPE / CODE: CLIDCANG-C



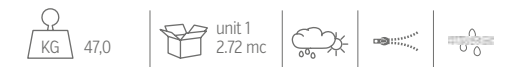
	Width	Depth	Height	H. seat	H. cushion
cm	114	114	105	44	38
inch	44,9	44,9	41,3	17,3	15,0



SOFA LOUNGE DX BACKREST ROPE / CODE: CLIDCCLDX-C



	Width	Depth	Height	H. seat	H. cushion
cm	114	195	105	44	38
inch	44,9	76,8	41,3	17,3	15,0



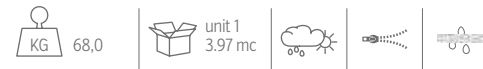
SOFA LOUNGE SX BACKREST ROPE / CODE: CLIDCCLSX-C



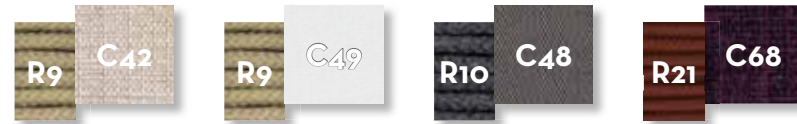
	Width	Depth	Height	H. seat	H. cushion
cm	114	195	105	44	38
inch	44,9	76,8	41,3	17,3	15,0



SOFA BACKREST ROPE / CODE: CLIDCDIV3-C



	Width	Depth	Height	H. seat	H. cushion
cm	288	114	105	44	38
inch	113,4	44,9	41,3	17,3	15,0



SOFA LOUNGE XL DX BACKREST ROPE / CODE: CLIDCCLXLDX-C



	Width	Depth	Height	H. seat	H. cushion
cm	146	163	105	44	38
inch	57,5	64,2	41,3	17,3	15,0



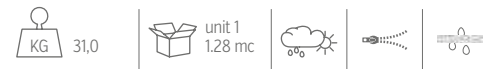
SOFA LOUNGE XL SX BACKREST ROPE / CODE: CLIDCCLXLSX-C




	Width	Depth	Height	H. seat	H. cushion
cm	146	163	105	44	38
inch	57,5	64,2	41,3	17,3	15,0



LOUNGE ARMCHAIR / CODE: CLIDCPLON-C



	Width	Depth	Height	H. seat	H. cushion
cm	121	90	101	44	38
inch	47,6	35,4	39,8	17,3	15,0



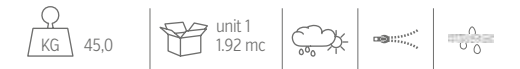
POUF / CODE: CLIPUF



	Width	Depth	Height	H. cushion
cm	90	90	44	38
inch	35,4	35,4	17,3	15,0



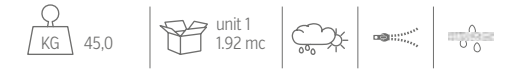
SOFA DX BACKREST FABRIC / CODE: CLIDCDIVDX-T



	Width	Depth	Height	H. seat	H. cushion
cm	205	114	64	44	38
inch	80,7	44,9	25,2	17,3	15,0



SOFA SX BACKREST FABRIC / CODE: CLIDCDIVSX-T



	Width	Depth	Height	H. seat	H. cushion
cm	205	114	64	44	38
inch	80,7	44,9	25,2	17,3	15,0



SOFA CX BACKREST FABRIC / CODE: CLIDCCX2-T



	Width	Depth	Height	H. seat	H. cushion
cm	182	114	64	44	38
inch	71,7	44,9	25,2	17,3	15,0



SOFA CORNER BACKREST FABRIC / CODE: CLIDCANG-T



	Width	Depth	Height	H. seat	H. cushion
cm	114	114	64	44	38
inch	44,9	44,9	25,2	17,3	15,0



SOFA LOUNGE XL DX BACKREST FABRIC / CODE: CLIDCCLXLDX-T



	Width	Depth	Height	H. seat	H. cushion
cm	142	163	64	44	38
inch	55,9	64,2	25,2	17,3	15,0



SOFA LOUNGE XL SX BACKREST FABRIC / CODE: CLIDCCLXLSX-T



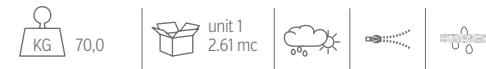
	Width	Depth	Height	H. seat	H. cushion
cm	142	163	64	44	38
inch	55,9	64,2	25,2	17,3	15,0



SOFA BACKREST FABRIC / CODE: CLIDCDIV3-T



	Width	Depth	Height	H. seat	H. cushion
cm	195	114	105	44	38
inch	76,8	44,9	41,3	17,3	15,0



COFFEE TABLE SMALL / CODE: CLITCS-C



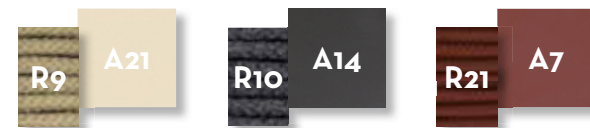
	Width	Depth	Height
cm	85	35	45
inch	33,5	13,8	17,7



COFFEE TABLE MEDIUM / CODE: CLITCM-C




	Width	Depth	Height
cm	75	75	45
inch	29,5	29,5	17,7



COFFEE TABLE BIG / CODE: CLITCB-C



	Width	Depth	Height
cm	90	90	35
inch	35,4	35,4	13,8





Leafcollection

Design Marco Acerbis

Una collezione che si ispira alla natura con cui il mondo outdoor dialoga costantemente. La leggerezza dei petali di un fiore e la loro eleganza sono stati l'incipit per una nuova collezione dove alle proporzioni curate ma generose si unisce il comfort di una cuscineria di grande morbidezza e sensualità. I piedini sono snelli e slanciati per creare un forte senso di sospensione della cuscineria dei divani che sembra galleggiare nell'aria come un fiore sul suo gambo. Tutti questi dettagli e queste sensazioni sono poi naturalmente trasportate nello sviluppo dell'intera collezione che comprende il tavolo, i tavoli da caffè, le sedie ed il lettino prendisole.

Leaf is a collection inspired by nature, with which the outdoor world is in constant dialogue. The lightness of a flower's petals and their elegance have been the incipit for a new collection where the careful but generous proportions are combined with the comfort of cushions of great softness and sensuality. The feet are slender and slender to create a strong sense of suspension of the sofa cushions that seem to float in the air like a flower on its stalk. All these details and sensations are then naturally carried over into the development of the entire collection, which includes the table, coffee tables, chairs and sun lounger.









Leafcollection

sofa
graphite frame
cushions in inkas bronze colour
deco in inkas bronze, inkas white & inkas pattern
backrest covering in woven dark grey colour








Leafcollection

sunbed
graphite frame
cushions in inkas bronze colour





Leafcollection

coffee table 80x80
graphite frame
top table in vitter dark grey colour







Leafcollection

living armchair
white frame
cushions in silver colour
deco in aquamarine & antique green colour
backrest covering in woven light grey colour
table top accoya wood in natural teak colour





Leafcollection

sunbed
white frame
cushions in silver colour





Leafcollection

dining table 300x110
white frame
cushions in mambo line pattern
backrest covering in woven dove colour
table top accoya wood in natural teak colour



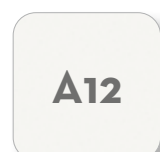


Leaf collection


Design Marco Acerbis

Finishing

Aluminium frame



white



graphite



mokka

Covering backrest / armrest fabric



woven light grey



woven dark grey



woven dove

Vitter table top



light metal



dark grey



corten

Accoya table top



natural teak colour

Seat / backrest / armrest fabric cushions



dove mélange



ash



silver



inkas bronze



inkas pattern



iris sand

Pillows fabric 60x60 45x45 (optional)



dove mélange



dark grey



dark green



ash



silver



plain grey



plain white



leather brown



aquamarine



inkas bronze



inkas ivory



inkas pattern



antique green



iris sand



iris white

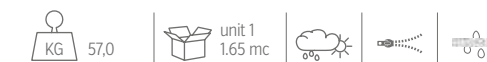


mambo line pattern

SOFA 3 SEATER / CODE: LEADIV3



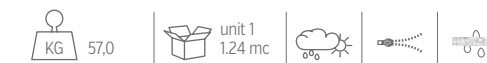
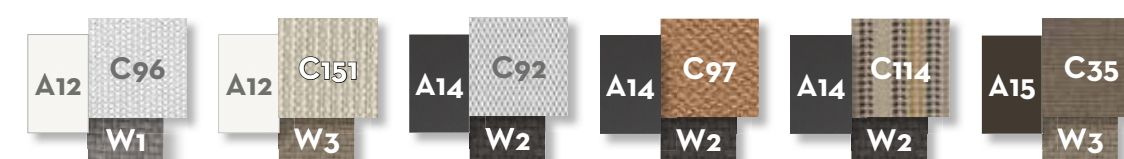
	Width	Depth	Height	H. armrest	H. seat	H. cushion
cm	260	84	69	58	41	17
inch	102,4	33,1	27,2	22,8	16,1	6,7



SOFA 2 SEATER / CODE: LEADIV2



	Width	Depth	Height	H. armrest	H. seat	H. cushion
cm	195	84	69	58	41	17
inch	76,8	33,1	27,2	22,8	16,1	6,7



SOFA DX / CODE: LEADX



	Width	Depth	Height	H. armrest	H. seat	H. cushion
cm	190	84	69	58	41	17
inch	74,8	33,1	27,2	22,8	16,1	6,7



SOFA SX / CODE: LEASX



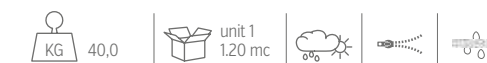
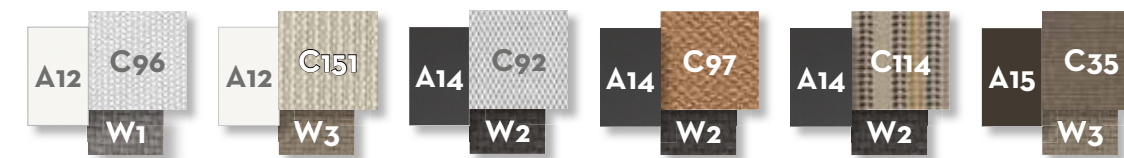
	Width	Depth	Height	H. armrest	H. seat	H. cushion
cm	190	84	69	58	41	17
inch	74,8	33,1	27,2	22,8	16,1	6,7



SOFA CORNER DX / CODE: LEADXANG



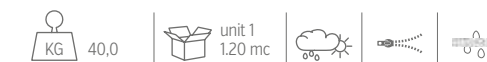
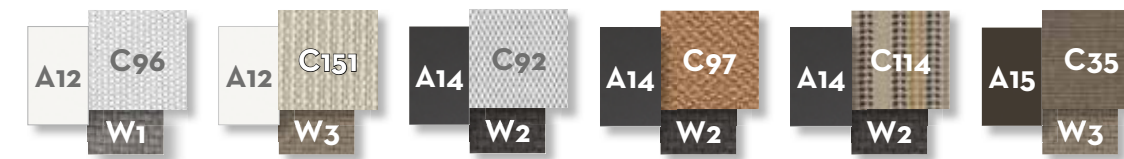
	Width	Depth	Height	H. seat	H. cushion
cm	190	84	69	41	17
inch	74,8	33,1	27,2	16,1	6,7



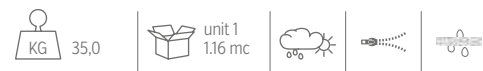
SOFA CORNER SX / CODE: LEASXANG



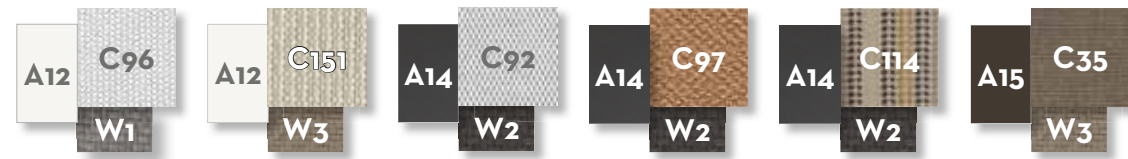
	Width	Depth	Height	H. seat	H. cushion
cm	190	84	69	41	17
inch	74,8	33,1	27,2	16,1	6,7



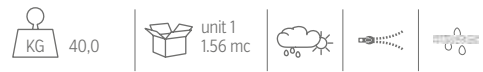
SOFA CX / CODE: LEACX



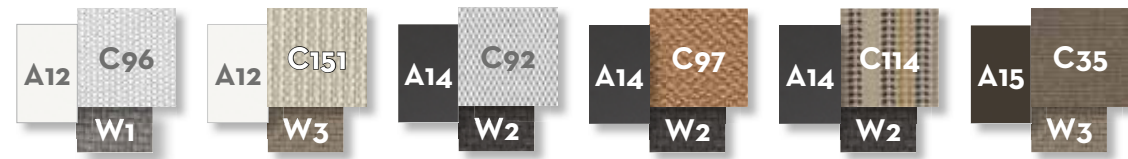
	Width	Depth	Height	H. seat	H. cushion
cm	183	84	69	41	17
inch	72,0	33,1	27,2	16,1	6,7



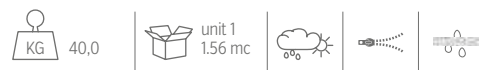
SOFA LOUNGE XL DX / CODE: LEAXL DX



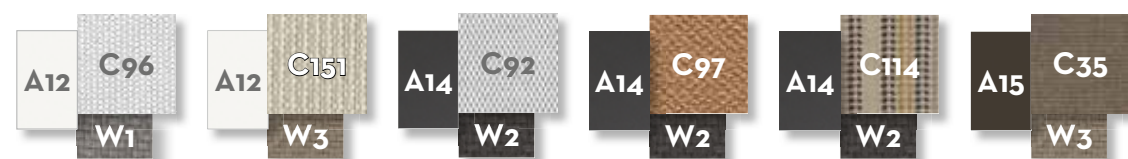
	Width	Depth	Height	H. armrest	H. seat	H. cushion
cm	132	158	69	58	41	17
inch	52,0	62,2	27,2	22,8	16,1	6,7



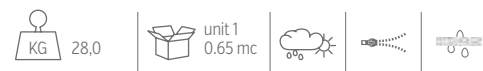
SOFA LOUNGE XL SX / CODE: LEAXLSX



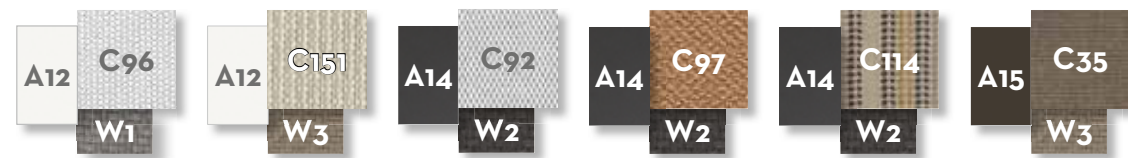
	Width	Depth	Height	H. armrest	H. seat	H. cushion
cm	132	158	69	58	41	17
inch	52,0	62,2	27,2	22,8	16,1	6,7



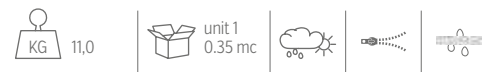
LIVING ARMCHAIR / CODE: LEAPL



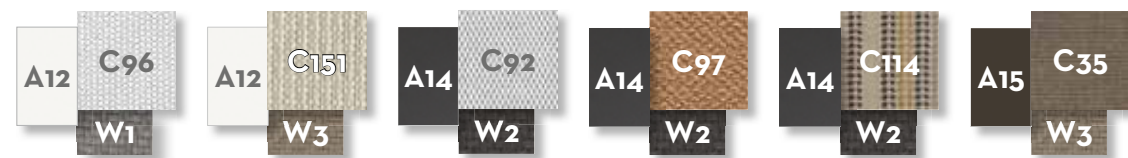
	Width	Depth	Height	H. armrest	H. seat	H. cushion
cm	102	84	69	58	41	17
inch	40,2	33,1	27,2	22,8	16,1	6,7



LOUNGE ARMCHAIR / CODE: LEAPLON



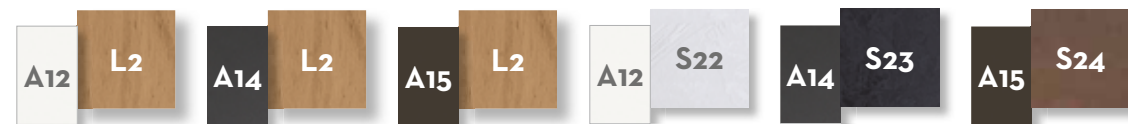
	Width	Depth	Height	H. seat	H. cushion
cm	64	66	73	43	6
inch	25,2	26,0	28,7	16,9	2,4



COFFEE TABLE 50X80 / CODE: LEATC5080



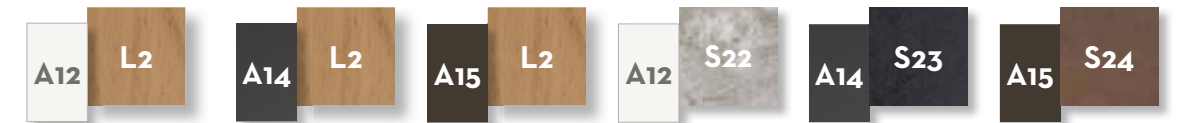
	Width	Depth	Height
cm	50	80	26
inch	19,7	31,5	10,2



COFFEE TABLE 70X100 / CODE: LEATC70100



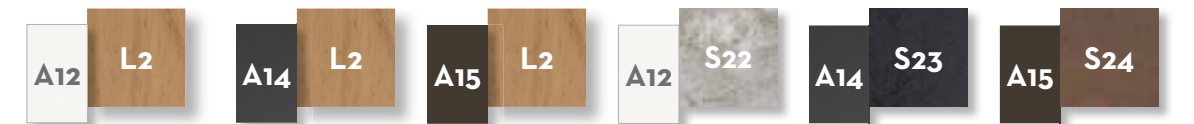
	Width	Depth	Height
cm	70	100	26
inch	27,6	39,4	10,2



COFFEE TABLE 80X80 / CODE: LEATC8080



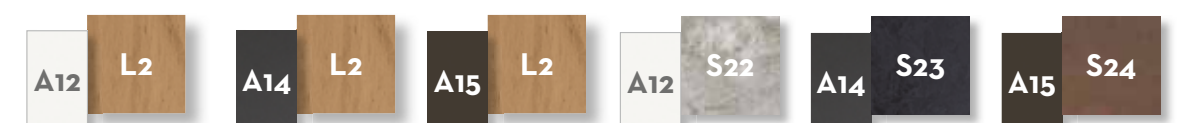
	Width	Depth	Height
cm	80	80	26
inch	31,5	31,5	10,2



DINING TABLE 150X150 / CODE: LEATP150



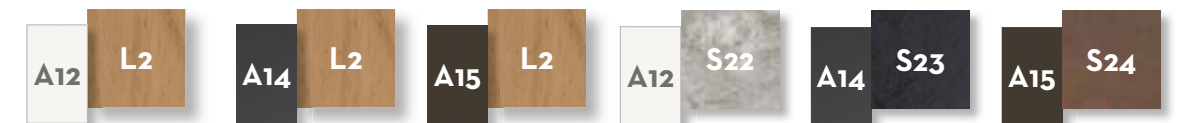
	Width	Depth	Height
cm	150	150	74
inch	59,1	59,1	29,1



EXTENDING DINING TABLE 160/215X95 / CODE: LEATP160ALL



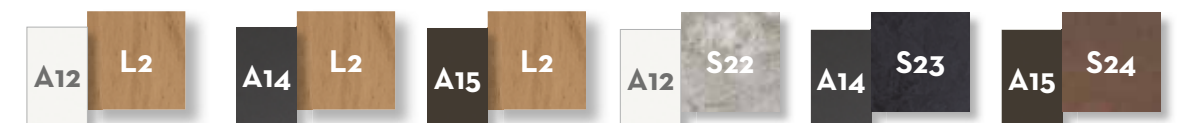
	Width	Depth	Height
cm	160/215	100	74
inch	63/84,6	39,4	29,1



EXTENDING DINING TABLE 200/260X100 / CODE: LEATP220ALL



	Width	Depth	Height
cm	200/260	100	74
inch	78,7/102	39,4	29,1



EXTRA VITTER PANEL 60X100 / CODE: LEAEXT Only for extending table 200x100



	Width	Depth	Height
cm	50	80	26
inch	19,7	31,5	10,2



DINING TABLE 220X100 / CODE: LEATP220



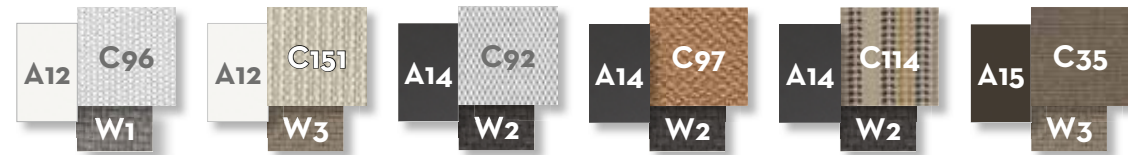
	Width	Depth	Height
cm	220	100	74
inch	86,6	39,4	29,1

DINING TABLE 300X110 / CODE: LEATP300



	Width	Depth	Height
cm	300	110	74
inch	118,1	43,3	29,1

DINING CHAIR / CODE: LEASP



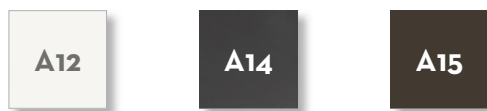
	Width	Depth	Height	H. seat	H. cushion
cm	51	59	82	46	5
inch	20,1	23,2	32,3	18,1	2,0

SUNBED / CODE: LEALET



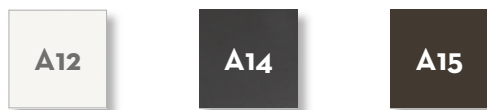
	Width	Depth	Height	H. cushion
cm	220	83	40	15
inch	112,2	37,4	27,6	15,7

DINING BASE H 63 / CODE: LEABSEP63 Only for top diam 110-130



	Width	Depth	Height
cm	70	70	63
inch	27,6	27,6	24,8

DINING BASE H 68 / CODE: LEABSEP68 Only for top diam 110-130



	Width	Depth	Height
cm	70	70	68
inch	27,6	27,6	26,8

BASE H 40 / CODE: LEABSE40 Only for top diam 45 - 60



	Width	Depth	Height
cm	40	40	40
inch	15,7	15,7	15,7

BASE H 32 / CODE: LEABSE32 Only for top diam 70 - 80 - 90



	Width	Depth	Height
cm	58	58	32
inch	22,8	22,8	12,6

CONTRACT BASE H 63 / CODE: LEABSEC62 Only for top diam 70 - 80 - 90



	Width	Depth	Height
cm	58	58	63
inch	22,8	22,8	24,4

CONTRACT BASE H 70 / CODE: LEABSEC70 Only for top diam 70 - 80 - 90



	Width	Depth	Height
cm	58	58	70
inch	22,8	22,8	27,6

BASE BAR H 102 / CODE: LEABSEB102 Only for top diam 70 - 80



	Width	Depth	Height
cm	58	58	102
inch	22,8	22,8	40,2

TOP ACCOYA WOOD IN NATURAL TEAK COLOUR



L2

sp 25 mm 10 inch

DIMENSIONS		CODE	KG
cm	inch		
Ø 45	Ø 17,7	TOP-L2-45	2,0 kg
Ø 60	Ø 23,6	TOP-L2-60	3,5 kg
Ø 70	Ø 27,6	TOP-L2-70	5,0 kg
Ø 80	Ø 31,5	TOP-L2-80	6,5 kg
Ø 90	Ø 35,4	TOP-L2-90	8,0 kg
Ø 110	Ø 43,3	TOP-L2-110	13,0 kg
Ø 130	Ø 51,2	TOP-L2-130	17,0 kg

TOP VITTER LIGHT METAL



S22

sp 12 mm 0,5 inch

DIMENSIONS		CODE	KG
cm	inch		
Ø 45	Ø 17,7	TOPVT-S22-45	3,5 kg
Ø 60	Ø 23,6	TOPVT-S22-60	6,0 kg
Ø 70	Ø 27,6	TOPVT-S22-70	8,0 kg
Ø 80	Ø 31,5	TOPVT-S22-80	10,0 kg
Ø 90	Ø 35,4	TOPVT-S22-90	13,0 kg
Ø 110	Ø 43,3	TOPVT-S22-110	25,0 kg
Ø 130	Ø 51,2	TOPVT-S22-130	35,0 kg

TOP VITTER DARK GREY



S23

sp 12 mm 0,5 inch

DIMENSIONS		CODE	KG
cm	inch		
Ø 45	Ø 17,7	TOPVT-S23-45	3,5 kg
Ø 60	Ø 23,6	TOPVT-S23-60	6,0 kg
Ø 70	Ø 27,6	TOPVT-S23-70	8,0 kg
Ø 80	Ø 31,5	TOPVT-S23-80	10,0 kg
Ø 90	Ø 35,4	TOPVT-S23-90	13,0 kg
Ø 110	Ø 43,3	TOPVT-S23-110	25,0 kg
Ø 130	Ø 51,2	TOPVT-S23-130	35,0 kg

TOP VITTER CORTEN



S24

sp 12 mm 0,5 inch

DIMENSIONS		CODE	KG
cm	inch		
Ø 45	Ø 17,7	TOPVT-S24-45	3,5 kg
Ø 60	Ø 23,6	TOPVT-S24-60	6,0 kg
Ø 70	Ø 27,6	TOPVT-S24-70	8,0 kg
Ø 80	Ø 31,5	TOPVT-S24-80	10,0 kg
Ø 90	Ø 35,4	TOPVT-S24-90	13,0 kg
Ø 110	Ø 43,3	TOPVT-S24-110	25,0 kg
Ø 130	Ø 51,2	TOPVT-S24-130	35,0 kg





Evercollection

Design Christophe Pillet

Come suggerito dal nome, Ever è la collezione creata da Christophe Pillet, che si conferma maestro dell'eleganza senza tempo, appositamente per vincere l'inesorabile rincorrersi delle tendenze, in grado di adattarsi ad ambienti ed epoche restando fedele a se stessa. Le linee essenziali, le rotondità delle cuscinerie compongono elementi d'arredo evergreen che guardano al futuro dell'outdoor living facendo tesoro dei grandi classici del passato. Composizioni snelle, e per questo versatili, nelle forme e nei colori, orientati verso sfumature neutre ispirate all'ambiente naturale, esempio per eccellenza di ciclicità e durabilità.

As the name suggests, Ever is the collection created by Christophe Pillet, who confirms his mastery of timeless elegance, specifically to win the relentless pursuit of trends, able to adapt to environments and eras while remaining true to itself. The essential lines, the roundness of the cushions make up evergreen furnishing elements that look to the future of outdoor living, treasuring the great classics of the past. Streamlined compositions, and therefore versatile, in shapes and colors, oriented towards neutral shades inspired by the natural environment, an example par excellence of cyclicity and durability.





Evercollection

living armchair & dining table h65 d90
teak wood frame in natural teak colour
cushions in mambo pearl colour
table top in lava stone vulcan grey colour







Evercollection

dining armchair & table 300x100
teak wood frame in natural teak colour
cushions in mambo pearl colour
table top in lava stone vulcan grey colour







Evercollection

sofa 3 seater, living armchair & coffee table
teak wood frame in palissandro colour
cushions in white-beige colour
deco in plain taupe, plain white & white-beige colour
top table in gres limestone colour








Evercollection

dining armchair & table 300x100
teak wood frame in palissandro colour
cushions in white-beige colour
table top in lava stone beige colour



Evercollection


Design Christophe Pillet

Finishing

Teak wood frame



natural teak colour



palissandro colour

Seat / back fabric cushions



mambo pearl



white-beige

Pillows fabric 40x40



mambo pearl



plain taupe



plain mud




white-beige



plain white

Gres table top



calacatta 12mm



limestone 12mm



beige



vulcan grey

Lavica stone table top

SOFA 3 SEATER / CODE: EVEDIV3



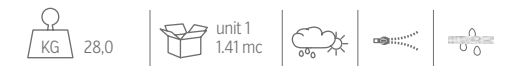
	Width	Depth	Height	H. armrest	H. seat	H. cushion
cm	235	94	82	56	46	19
inch	92.5	37.0	32.3	22.0	18.1	7.5



SOFA 2 SEATER / CODE: EVEDIV2



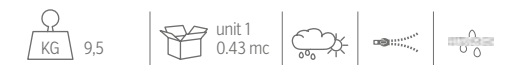
	Width	Depth	Height	H. armrest	H. seat	H. cushion
cm	168	94	82	56	46	19
inch	66.1	37.0	32.3	22.0	18.1	7.5



LIVING ARMCHAIR / CODE: EVEPL



	Width	Depth	Height	H. armrest	H. seat	H. cushion
cm	69	62	72	54	46	14
inch	27.2	24.4	28.3	21.3	18.1	5.5



COFFEE TABLE D70 / CODE: EVETC70



	Width	Depth	Height
cm	70	70	45
inch	27.6	27.6	17.7



COFFEE TABLE D90 / CODE: EVETC90



	Width	Depth	Height
cm	90	90	40
inch	35.4	35.4	15.7



COFFEE TABLE 160X80 / CODE: EVETC16080



	Width	Depth	Height
cm	180	80	35
inch	70.9	31.5	13.8



DINING TABLE H65 / CODE: EVETPH65



	Width	Depth	Height
cm	90	90	65
inch	35,4	35,4	25,6



DINING TABLE 300X100 / CODE: EVETP300



	Width	Depth	Height
cm	300	100	76
inch	118,1	39,4	29,9



DINING ARMCHAIR / CODE: EVEPP



	Width	Depth	Height	H. armrest	H. seat	H. cushion
cm	60	52	81	64	48	4
inch	23,6	20,5	31,9	25,2	18,9	1,6





Karencollection


Design Ludovica + Roberto Palomba

Un progetto che pone al centro estetica ed artigianalità. L'incontro tra culture diverse e l'amore per l' Africa hanno permesso allo studio Palomba Serafini di dar vita ad una collezione unica in cui si è voluto trasportare la forza e la bellezza di questa terra, dagli intrecciati degli anelli che diventano braccioli e dagli innumerevoli fili di tessuto che sorreggono gli schienali. Le sue linee curve conferiscono l'aspetto di un trono e le forme avvolgenti donano all'imbottito l'aspetto di un rifugio, di un bozzolo protettivo.

A project which focuses on aesthetics and craftsmanship. The meeting of different cultures and the love for Africa have allowed the Palomba Serafini studio to create a unique collection in which have been conveyed the strength and the beauty of this land. This inspiration got translated into intertwined rings that become armrests and the countless threads of fabric that support the backrests. Its curved lines give the upholstery the appearance of a throne and its enveloping shapes give it the appearance of a refuge, of a protective cocoon.











Karencollection

sunbed
natural teak wood frame
cushions in taupe colour
rope in snowy colour









Karencollection

armchair & dining table
natural teak wood frame
cushions in green pine colour
rope in green colour







Karencollection

Design Ludovica + Roberto Palomba

Finishing

Wood frame



natural teak

Seat / back / armrest fabric cushions



taupe



grey



green pine

Synthetic rope



dark grey



snowy



green

Pillows fabric 45x45 (optional)



natural gray



natural beige



natural green



taupe



gray



green pine

Wood table top

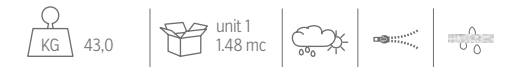


natural teak

SOFA / CODE: KADIV



	Width	Depth	Height	H. seat	H. cushion
cm	188	100	65	40	22
inch	74,0	39,4	25,6	15,7	8,7



LIVING ARMCHAIR / CODE: KAPL



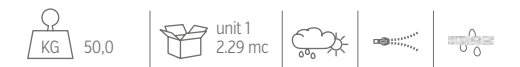
	Width	Depth	Height	H. seat	H. cushion
cm	95	83	65	40	22
inch	37,4	32,7	25,6	15,7	8,7



DAYBED / CODE: KABED




	Width	Depth	Height	H. seat	H. cushion
cm	178	170	68	40	22
inch	70,1	66,9	26,8	15,7	8,7



COFFEE TABLE D60 / CODE: KATCD60




	Width	Depth	Height
cm	60	60	40
inch	23,6	23,6	15,7



COFFEE TABLE D90 / CODE: KATCD90



	Width	Depth	Height
cm	90	90	35
inch	35,4	35,4	13,8



DINING TABLE D100 / CODE: KATPD100



L9

	Width	Depth	Height
cm	100	100	75
inch	39,4	39,4	29,5

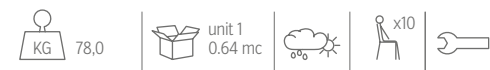
DINING TABLE D160 / CODE: KATPD160



L9

	Width	Depth	Height
cm	160	160	75
inch	63,0	63,0	29,5

DINING TABLE 280X110 / CODE: KATP280



L9

	Width	Depth	Height
cm	280	110	75
inch	110,2	43,3	29,5

DINING ARMCHAIR / CODE: KAPP



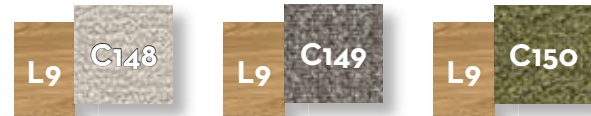
	Width	Depth	Height	H. seat	H. cushion
cm	64	64	76	46	6
inch	25,2	25,2	29,9	18,1	2,6

BARSTOOL / CODE: KASGA



	Width	Depth	Height	H. seat	H. cushion
cm	55	49	102	78	6
inch	21,6	19,2	40,1	30,7	2,6

SUNBED / CODE: KALET



	Width	Depth	Height	H. cus
cm	210	88	39	17
inch	82,6	34,6	15,3	6,7





Rivieracollection

Design Jean Philippe Nuel

Si tratta di una collezione la cui estetica sublima la funzionalità e il comfort del prodotto attraverso la selezione di materiali pregiati. Tessuti, ceramica e pelle, sono sottilmente combinati con la struttura in alluminio all'interno di un sofisticato design. Le linee luminose e senza tempo si adattano ad ogni ambiente, sia che si tratti di un contesto contract, residenziale o nautico. La Collezione Riviera combina comfort ed eleganza offrendo un'intera collezione per l'outdoor: poltrone, sedie, sedie a sdraio, tavoli, tavoli da caffè, lettini.

The aesthetics of Riviera Collection sublimates the functionality and the comfort of the product through the selection of noble materials. Fabric, ceramic and leather are subtly combined with the aluminum structure within a sophisticated design. The light and timeless lines are capable to adapt to every environment, whatever is a contract or residential or nautical context. Riviera collection combines comfort and elegance by offering an entire collection for Outdoor: sofas, chairs, deckchairs, tables, coffee tables, sun loungers.





Rivieracollection


director lounge chair & pouff
white frame
cushions & textilene in silver colour







Rivieracollection

director chair
white frame
cushions & textilene in silver colour



















Riviera collection

director chair & dining table 210x100
graphite frame
gres table top in ceppo di gré colour
cushions in black colour
textilene in dark grey colour







Rivieracollection

sofa
graphite frame
cushions in beige colour
gres slats in calacatta colour







Riviera collection


Design Jean Philippe Nuel

Finishing

Aluminium frame



white



graphite

seat / back fabric cushions



black




silver



beige

Gres table / slats



calacatta 6-12mm




ceppo di gré 6-12mm



light brown

Leather

Soft-textilene seat



silver



dark grey



beige

Fabric pillows 60x45 40x40 (optional)



black



silver



plain ochre



plain white



ocean blue

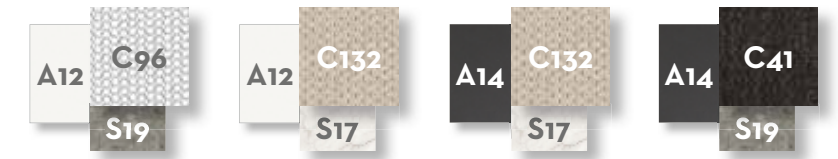
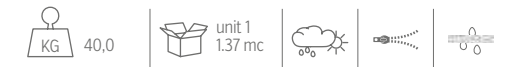


beige

SOFA / CODE: RIVDIV



	Width	Depth	Height	H. armrest	H. seat	H. cushion
cm	200	95	68	60	42	24
inch	78,7	37,4	26,8	23,6	16,5	9,4



LIVING ARMCHAIR / CODE: RIVPL



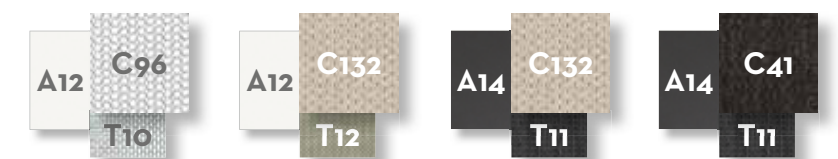
	Width	Depth	Height	H. armrest	H. seat	H. cushion
cm	110	95	68	60	42	24
inch	43,3	37,4	26,8	23,6	16,5	9,4



DIRECTOR LOUNGE CHAIR / CODE: RIVPLON



	Width	Depth	Height	H. armrest	H. seat	H. cushion
cm	67	60	72	60	38	4
inch	26,4	23,6	28,3	23,6	15,0	1,6



OTTOMAN / CODE: RIVOTT



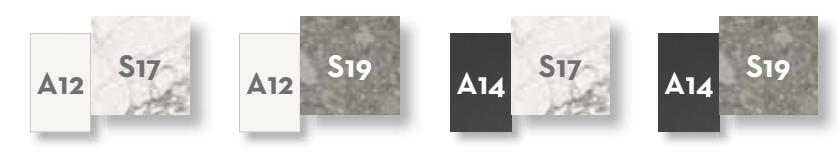
	Width	Depth	Height	H.cushion
cm	66	48	38	4
inch	26,0	18,9	15,0	1,6



COFFEE TABLE 110x70 / CODE: RIVTC110



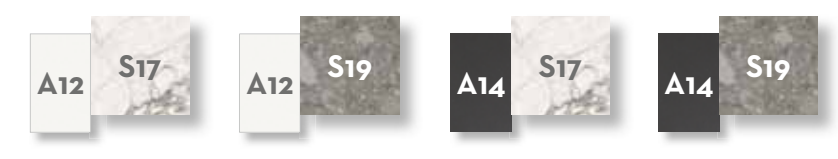
	Width	Depth	Height
cm	110	70	45
inch	43,3	27,6	17,7



COFFEE TABLE 70x70 / CODE: RIVTC70



	Width	Depth	Height
cm	70	70	45
inch	27,6	27,6	17,7



COFFEE TABLE D50 / CODE: RIVTCT50



	Width	Depth	Height
cm	50	50	50
inch	19,7	19,7	19,7



DINING TABLE 210x100 / CODE: RIVTP210



	Width	Depth	Height
cm	210	100	75
inch	82,7	39,4	29,5



DINING TABLE 260x110 / CODE: RIVTP260



	Width	Depth	Height
cm	260	110	75
inch	102,4	43,3	29,5



DIRECTOR CHAIR / CODE: RIVPR



	Width	Depth	Height	H. armrest	H. seat	H. cushion
cm	55	51	84	68	47	4
inch	21,7	20,1	33,1	26,8	18,5	1,6



DECK CHAIR / CODE: RIVDEC




	Width	Depth	Height	H. seat	H. cushion
cm	70	90	90	26	4
inch	27,6	35,4	35,4	10,2	1,6



SUNBED / CODE: RIVLET



	Width	Depth	Height	H. SEAT
cm	78	195	45	8
inch	30,7	76,8	17,7	3,1





Scacco collection

Design Ludovica + Roberto Palomba

È grazie all'intreccio che la corda disegna nel frame metallico che nasce la Scacco collection, divano modulare che fa delle rotondità degli imbottiti la sua cifra stilistica. Il gioco che si crea fra la parte anteriore, in cui prevalgono tessile ed imbottito, e la parte posteriore, dove "lo scacco" diventa protagonista, è ciò che denota il forte carattere del divano.

Scacco collection is born from the weave created by the rope on the metal frame. A modular sofa whose main stylistic feature is the paddings' roundness. The strong personality of this sofa is the result of the contrast between the frontal part, in which the textile and the paddings stand out, and the back, where the "check" pattern is the key element.



Scaccocollection

sofa drop sx, sofa cx, sofa end oblique dx & round pouf
beige frame
beige colour rope
cushions in white colour
deco in white, mélange beige & peach colour





Scaccollection

dining armchair
beige colour rope
cushions in white colour





Scaccollection

sofa end oblique sx, sofa cx, sofa chaise lounge xl dx & square pouf
dark grey colour rope
cushions in grey colour
deco in grey, black & outmap grey colour

Scaccollection

dining armchair
dark grey colour rope
cushions in grey colour







Scaccocollection

sofa dx, sofa oblique dx, sofa drop sx & coffee table
red colour rope
cushions in outmap plum colour
deco in outmap plum & outmap turquoise colour

Scacco collection


Design Ludovica + Roberto Palomba

Finishing

Aluminium frame



red



graphite



beige

Fabric seat cushions



white



grey



outmap plum

Synthetic rope



beige



dark grey



red

Pillows fabric 60x60 45x45 (optional)



white



mélange beige



grey



black



peach



outmap turquoise



outmap plum



twill rust




outmap grey

SOFA DX / CODE: SCADIVDX




	Width	Depth	Height	H. armrest	H. seat	H. cushion
cm	194	103	73	55	39	31
inch	76,4	40,6	28,7	21,7	15,4	12,2



SOFA SX / CODE: SCADIVSX




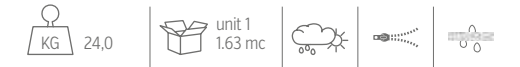
	Width	Depth	Height	H. armrest	H. seat	H. cushion
cm	194	103	73	55	39	31
inch	76,4	40,6	28,7	21,7	15,4	12,2



SOFA CX / CODE: SCADIVCX




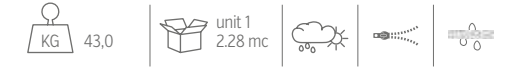
	Width	Depth	Height	H. seat	H. cushion
cm	173	103	73	39	31
inch	68,1	40,6	28,7	15,4	12,2



SOFA LOUNGE XL DX / CODE: SCADIVLXLDX




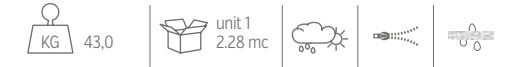
	Width	Depth	Height	H. armrest	H. seat	H. cushion
cm	164	165	73	55	39	31
inch	64,6	65,0	28,7	21,7	15,4	12,2



SOFA LOUNGE XL SX / CODE: SCADIVLXLSX




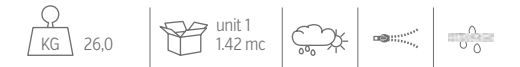
	Width	Depth	Height	H. armrest	H. seat	H. cushion
cm	164	165	73	55	39	31
inch	64,6	65,0	28,7	21,7	15,4	12,2



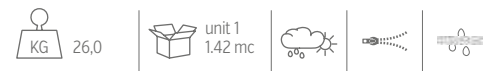
SOFA OBLIQUE DX / CODE: SCADIVBLDX




	Width	Depth	Height	H. seat	H. cushion
cm	155	101	73	39	31
inch	61,0	39,8	28,7	15,4	12,2



SOFA OBLIQUE SX / CODE: SCADIVBLSX




	Width	Depth	Height	H. seat	H. cushion
cm	155	101	73	39	31
inch	61,0	39,8	28,7	15,4	12,2



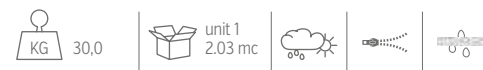
SOFA DROP DX/ CODE: SCADIVGDX



	Width	Depth	Height	H. seat	H. cushion
cm	145	160	73	39	31
inch	57,1	63,0	28,7	15,4	12,2



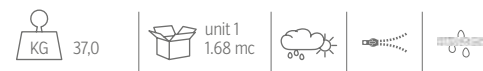
SOFA DROP SX/ CODE: SCADIVGSX




	Width	Depth	Height	H. seat	H. cushion
cm	145	160	73	39	31
inch	57,1	63,0	28,7	15,4	12,2



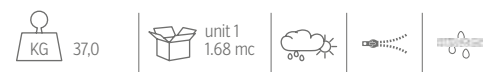
SOFA CORNER DX / CODE: SCADIVANGDX



	Width	Depth	Height	H. seat	H. cushion
cm	186	103	73	39	31
inch	73,2	40,6	28,7	15,4	12,2



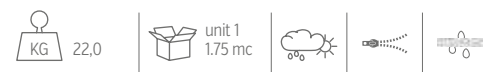
SOFA CORNER SX / CODE: SCADIVANGSX




	Width	Depth	Height	H. seat	H. cushion
cm	186	103	73	39	31
inch	73,2	40,6	28,7	15,4	12,2



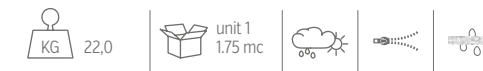
SOFA OBLIQUE END DX / CODE: SCADIVBLENDX



	Width	Depth	Height	H. seat	H. cushion
cm	163	125	73	39	31
inch	64,2	49,2	28,7	15,4	12,2



SOFA OBLIQUE END SX / CODE: SCADIVBLENDXSX



	Width	Depth	Height	H. seat	H. cushion
cm	163	125	73	39	31
inch	64,2	49,2	28,7	15,4	12,2



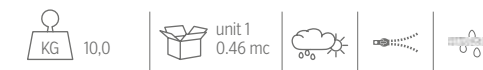
ROUND POUF / CODE: SCAPUFT



	Width	Depth	Height	H. cushion
cm	90	90	39	31
inch	35,4	35,4	15,4	12,2



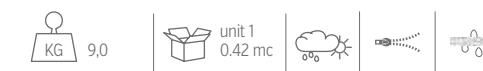
SQUARE POUF / CODE: SCAPUFQ



	Width	Depth	Height	H. cushion
cm	90	90	39	31
inch	35,4	35,4	15,4	12,2



DINING ARMCHAIR / CODE: SCAPP




	Width	Depth	Height	H. seat	H. cushion
cm	61	58	77	46	7
inch	24,0	22,8	30,3	18,1	2,8



PARTITION H135 / CODE: SCAPAR135



	Width	H. cushion
cm	100	135
inch	39,4	53,1



PARTITION H200 / CODE: SCAPAR200



	Width	H. cushion
cm	100	200
inch	39,4	78,7





CleoSoftcollection // Wood

Design Marco Acerbis

Le parole chiave della collezione "Cleo" si possono riassumere in volume, forma ed equilibrio. È una composizione che facilmente si declina in modi diversi ma sempre con un senso di calma, eleganza e semplicità. L'equilibrio si fonda principalmente sulla contrapposizione tra il divano, dal carattere rigido e geometrico e una nuova cuscineria morbida di grande accoglienza e comfort.


Volumes, shapes and balance are the key elements of Cleo collection. It is a composition of objects that can be arranged in multiple layouts but always maintaining a sense of calm, elegance and simplicity. The balance is based on the contrast between the sofa, with its rigid and geometric character, and a new soft cushions of great welcome and comfort.





CleoSoftcollection // Wood

rocking chair & side table
accoya in natural teak colour frame
covering & cushions in archi white-brown colour
deco in velvet antique green colour
quadro carpet ø 200 canvas







Cleocollection
//Wood

padded tub chair
accoya in natural teak colour frame
covering in archi white-brown colour



Cleocollection

// Wood

living armchair & coffee table d 50
accoya in natural teak colour frame
cushions in mambo red colour
deco in bordeaux & mélange snowy colour
quadro carpet ø 200 canvas





Cleocollection

// Wood

sofa
accoya in natural teak colour frame
cushions in mambo red colour
deco in plain bordeaux & mélange snowy colour



Cleocollection
//Wood

swing chair
covering & cushions in mambo red colour














CleoSoft collection // Wood

Design Marco Acerbis

Finishing

Accoya wood frame



accoya natural teak colour




accoya palissandro colour

Wood table top




natural teak



palissandro colour

Gres table top



calacatta 12mm



sand limestone 12mm

Cushions / covering fabric



archi white-brown



mambo red



white-beige

Pillows fabric 60x60 45x45 (optional)



beige



archi white-brown



mambo red



plain bordeaux



plain beige



white-beige



mélange snowy

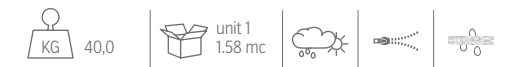


plain white



velvet antique green

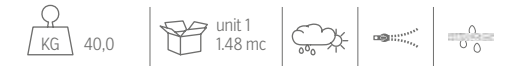
SOFA / CODE: CLEDIV



	Width	Depth	Height	H. seat	H. cushion
cm	230	100	65	40	20
inch	90,6	39,4	25,6	15,7	7,9



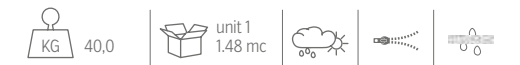
SOFA DX / CODE: CLEDX




	Width	Depth	Height	H. seat	H. cushion
cm	200	100	65	40	20
inch	78,7	39,4	25,6	15,7	7,9



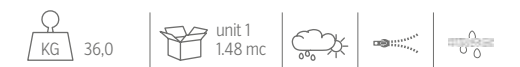
SOFA SX / CODE: CLESX



	Width	Depth	Height	H. seat	H. cushion
cm	200	100	65	40	20
inch	78,7	39,4	25,6	15,7	7,9



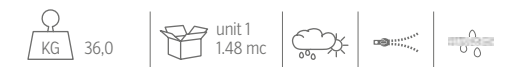
SOFA LOUNGE DX / CODE: CLELONDY




	Width	Depth	Height	H. seat	H. cushion
cm	100	200	65	40	20
inch	39,4	78,7	25,6	15,7	7,9



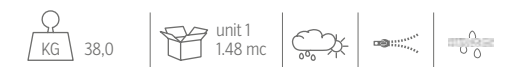
SOFA LOUNGE SX / CODE: CLELONSX



	Width	Depth	Height	H. seat	H. cushion
cm	100	200	65	40	20
inch	39,4	78,7	25,6	15,7	7,9



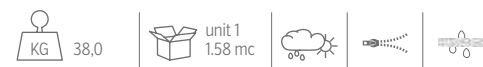
SOFA CX / CODE: CLECX



	Width	Depth	Height	H. seat	H. cushion
cm	200	100	65	40	20
inch	78,7	39,4	25,6	15,7	7,9



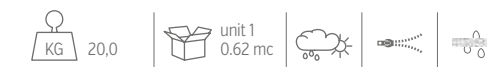
SOFA LOUNGE XL DX / CODE: CVEXLDX



	Width	Depth	Height	H. seat	H. cushion
cm	130	165	65	40	20
inch	51,2	65,0	25,6	15,7	7,9



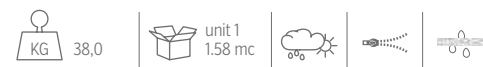
ROCKING CHAIR / CODE: CLEPD



	Width	Depth	Height	H. seat	H. cushion
cm	90	80	75	35	5
inch	35,4	31,5	29,5	13,8	2,0



SOFA LOUNGE XL SX / CODE: CVEXLSX




	Width	Depth	Height	H. seat	H. cushion
cm	130	165	65	40	20
inch	51,2	65,0	25,6	15,7	7,9



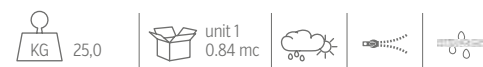
SWING CHAIR / CODE: CLEALT



	Width	Depth	Height	H. seat	H. cushion
cm	100	80	48	5	30
inch	39,4	31,5	18,9	2,0	11,8



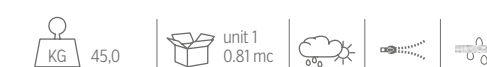
LIVING ARMCHAIR / CODE: CLEPLWW




	Width	Depth	Height	H. seat	H. cushion
cm	110	100	65	40	20
inch	43,3	39,4	25,6	15,7	7,9



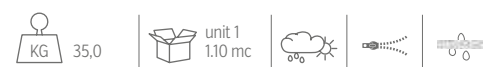
SWING SOFA / CODE: CLEALT2



	Width	Depth	Height	H. seat
cm	170	80	48	5
inch	66,9	31,5	18,9	2,0



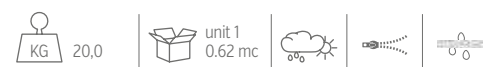
SOFA LOVE SEAT / CODE: CLELOV



	Width	Depth	Height	H. seat
cm	160	80	75	35
inch	63,0	31,5	29,5	13,8



LOUNGE ARMCHAIR / CODE: CLEPL



	Width	Depth	Height	H. seat	H. cushion
cm	90	80	73	35	5
inch	35,4	31,5	28,7	13,8	2,0



COFFEE TABLE D100 top wood / CODE: CLETC1-L



	Width	Depth	Height
cm	100	100	30
inch	39,4	39,4	11,8



COFFEE TABLE D75 top wood / CODE: CLETC2-L



	Width	Depth	Height
cm	75	75	40
inch	29,5	29,5	15,7



COFFEE TABLE D50 top wood / CODE: CLETC3-L




	Width	Depth	Height
cm	50	50	50
inch	19,7	19,7	19,7



SIDE TABLE / CODE: CLETC4




	Width	Depth	Height
cm	35	35	32
inch	13,8	13,8	12,6



COFFEE TABLE D100 / CODE: CLETC1




	Width	Depth	Height
cm	100	100	30
inch	39,4	39,4	11,8



COFFEE TABLE D75 / CODE: CLETC2




	Width	Depth	Height
cm	75	75	40
inch	29,5	29,5	15,7



COFFEE TABLE D50 / CODE: CLETC3




	Width	Depth	Height
cm	50	50	50
inch	19,7	19,7	19,7



COFFEE TABLE 60X100 / CODE: CLETC5




	Width	Depth	Height
cm	100	60	20
inch	39,4	23,6	7,9



COFFEE TABLE 100X100/ CODE: CLETC6




	Width	Depth	Height
cm	100	100	20
inch	39,4	39,4	7,9



DINING TABLE 150X150 / CODE: CLETP150




	Width	Depth	Height
cm	150	150	76
inch	59,1	59,1	29,9



DINING TABLE 220X100 / CODE: CLETP220




	Width	Depth	Height
cm	220	100	76
inch	86,6	39,4	29,9



DINING TABLE 300X110 / CODE: CLETP300



	Width	Depth	Height
cm	300	110	76
inch	118,1	43,3	29,9



PADDED TUB CHAIR / CODE: CLEPPZ



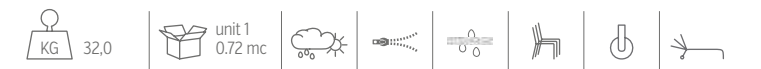
	Width	Depth	Height	H. seat
cm	60	55	76	45
inch	23,6	21,7	29,9	17,7



SUNBED / CODE: CLELET



	Width	Depth	Height	H. seat	H. cushion
cm	210	90	33	20	7
inch	82,7	35,4	13,0	7,9	2,8





Cottagecollection

Design Ramón Esteve

Lo spirito rustico viene reinterpretato cercando la sintesi formale del mobile contemporaneo. Il risultato è una proposta di arredi da esterno in cui i materiali moderni come l'alluminio e i tessuti tecnici convivono con quelli più tradizionali come la corda, stabilendo relazioni emotive con la mente dell'utente finale.

The countryside mood is redesigned aiming at searching the formal synthesis of the contemporary furniture. The result is a proposal of outdoor furniture pieces, where modern materials such as aluminium and technical fabrics coexist with more traditional ones, such as the rope, that emotionally connect user's mind.





Cottagecollection

sofa luxury, living armchair & coffee table 60x60
graphite frame
cushions in black abstract colour
deco in twill black & outcross olive








Cottagecollection


dining table & dining armchair
frame in white colour
cushions in light grey colour





Cottagecollection

sunbed
white frame
cushions in light grey colour





Cottagecollection

lounge armchair & pouf
white frame
cushions in light grey colour








Cottagecollection

sofa, lounge armchair & coffee table 120x60
mokka frame
cushions in dark brown colour







Cottagecollection

sofa, living armchair & coffee table 120x120
graphite frame
cushions in dark grey colour




Cottagecollection


Design Ramón Esteve

Finishing

Aluminium frame



white



graphite



mokka

Synthetic elastic belt



dark grey



light grey



mokka

Cushions fabric



dark brown



light grey



dark grey



black abstract

Synthetic rope



dark grey



light grey



mokka



iroko colour

Accoya wood table top

Pillows fabric 90x65 60x40 45x25 (optional)



outcross olive



twill black



twill yellow



light grey



black abstract



white

SOFA LUXURY 3 SEATER / CODE: COTDIVLUX3



	Width	Depth	Height	H. armrest	H. seat	H. cushion
cm	310	100	73	57	40	19
inch	122.0	39.4	28.7	22.4	15.7	7.5

SOFA LUXURY 2 SEATER / CODE: COTDIVLUX2



	Width	Depth	Height	H. armrest	H. seat	H. cushion
cm	210	100	73	57	40	19
inch	82.7	39.4	28.7	22.4	15.7	7.5

LIVING ARMCHAIR LUXURY / CODE: COTPLLUX



	Width	Depth	Height	H. armrest	H. seat	H. cushion
cm	100	100	73	57	40	19
inch	39.4	39.4	28.7	22.4	15.7	7.5

SIDE TABLE 60X60 / CODE: COTTL



	Width	Depth	Height
cm	60	60	44
inch	23.6	23.6	17.3

COFFEE TABLE 120X60 / CODE: COTT60



	Width	Depth	Height
cm	120	60	34
inch	47.2	23.6	13.4

COFFEE TABLE 120X120 / CODE: COTT120

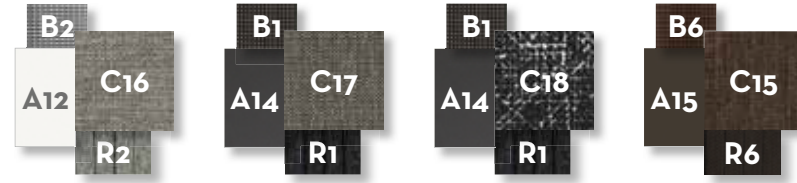


	Width	Depth	Height
cm	120	120	34
inch	47.2	47.2	13.4

SOFA / CODE: COTDIV



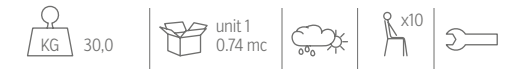
	Width	Depth	Height	H. armrest	H. seat	H. cushion
cm	150	87	89	57	46	7
inch	59.1	34.3	35.0	22.4	18.1	2.8



DINING TABLE 240x110 / CODE: COTTP



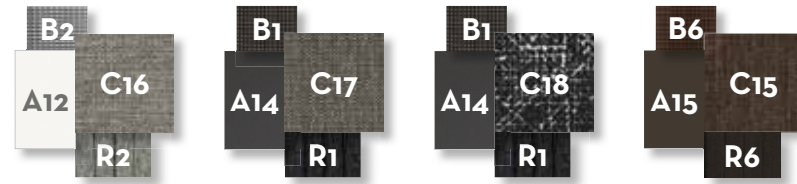
	Width	Depth	Height
cm	240	110	76
inch	94.5	43.3	29.9



LIVING ARMCHAIR / CODE: COTPL




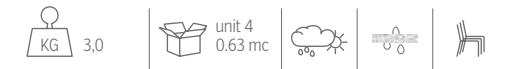
	Width	Depth	Height	H. armrest	H. seat	H. cushion
cm	76	87	89	57	46	7
inch	29.9	34.3	35.0	22.4	18.1	2.8



DINING ARMCHAIR / CODE: COTPP



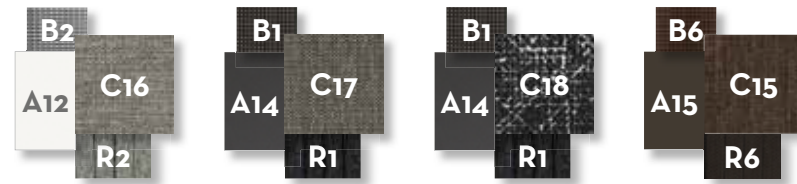
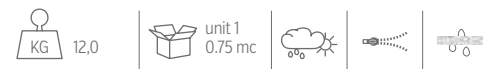
	Width	Depth	Height	H. armrest	H. seat	H. cushion
cm	60	69	84	65	46	7
inch	23.6	27.2	33.1	25.6	18.1	2.8



LOUNGE ARMCHAIR / CODE: COTPLON




	Width	Depth	Height	H. armrest	H. seat	H. cushion
cm	76	87	104	57	46	7
inch	29.9	34.3	40.9	22.4	18.1	2.8



SUNBED / CODE: COTLET



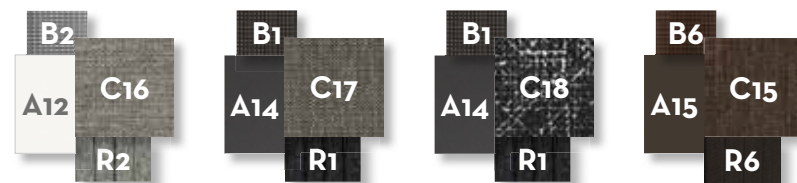
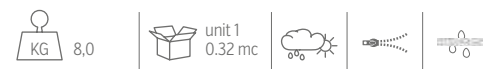
	Width	Depth	Height	H. cushion
cm	78	198	39	7
inch	30.7	78.0	15.4	2.8



POUF / CODE: COTPUF



	Width	Depth	Height	H. cushion
cm	76	76	46	7
inch	29.9	29.9	18.1	2.8



Materials

Alluminio / Aluminium



Teal green



Red



White



Dove colour



Graphite



Mokka



Ruby red



Beige

Inox / Stainless Steel



Inox



Mokka



Gold



White



Graphite



Dove colour

Materials

Alluminio: Grazie alla fusione di più leghe di alluminio che ne garantiscono solidità, maneggevolezza ed inattaccabilità alla ruggine, è un materiale di elevata qualità e permette di raggiungere i massimi risultati qualitativi ed estetici.

Inox: L'acciaio inossidabile è un materiale che, grazie alla sua alta resistenza alla corrosione e alle caratteristiche meccaniche di rilievo, risulta maggiormente duraturo e affidabile nel tempo.

Acciaio: Lega di ferro e carbonio con percentuale di carbonio inferiore al 2% trattata per resistere agli agenti atmosferici con il processo della cataforesi e verniciatura a polvere.

Manutenzione: Per mantenere a lungo il prodotto in buone condizioni, consigliamo una corretta pulizia periodica, particolarmente frequente in località caratterizzate da forte umidità e clima marino. Si raccomanda di pulire le superfici con un panno morbido utilizzando acqua o detersivi neutri. Prolungate ed ininterrotte esposizioni a intense radiazioni UV o a temperature molto rigide possono incidere sulle caratteristiche iniziali del rivestimento estetico colorato costituito da poliestere. Consigliamo di pulire e conservare in luoghi riparati i prodotti durante periodi d'inutilizzo prolungato e invernali.

Aluminum: Thanks to the fusion of several aluminum alloys that guarantee solidity, manageability and rust resistance, it is a material of high quality and allows to reach the maximum qualitative and aesthetic results.

Inox: Stainless steel is a material that, thanks to its high resistance to corrosion and to the mechanical characteristics of relief, is more durable and reliable over time.

Steel: Iron and carbon alloy with carbon percentage less than 2% treated to resist to the atmospheric agents with the cathoresis process and powder coating.

Maintenance: To keep the product in good condition for a long time, we recommend a regular cleaning period, particularly frequent in places characterized by high humidity and marine climate. We recommend cleaning the surfaces with a soft cloth using water or neutral detergents. Prolonged and uninterrupted exposures to intense UV radiation or at very low temperatures can affect the initial characteristics of the colored polyester coating. We recommend cleaning and storing products in sheltered areas during long periods of non-use and winter.

Materials

Legni / Wood



L1

Teak



L2

Accoya natural teak colour



L4

Smoke teak



L8

Accoya iroko colour



L9

Natural Teak




L10

Accoya stonewood colour



L11

Accoya palissandro colour



L13

Teak palissandro colour

Teak: Materiale di elevata qualità ideale per la realizzazione di mobili da esterno perché estremamente resistente ai cambiamenti di temperatura, all'acqua, all'umidità e alla salsedine.

Accoya è una nuova varietà di legname di eccezionale durabilità, questo legno dalle elevate prestazioni viene prodotto con materie prime sostenibili e gestite in maniera ottimale, non è tossico ed è inoltre dotato di una stabilità dimensionale e di una durabilità in grado di superare quella dei migliori legni duri tropicali.

Trattandosi di un materiale naturale si potrebbero osservare variazioni di colore o anche crepe dovute al grado di umidità ed ai bruschi cambiamenti di temperatura. Qualora non ricevesse alcun trattamento di manutenzione, mediante l'applicazione periodica di comuni e specifici protettivi a base olio, la superficie potrebbe prendere una patina grigio argento che potrà essere eliminata con una leggera carteggiatura superficiale e successiva lucidatura con panno di iuta. Piccole macchie superficiali dovute ad olio o altri prodotti alimentari dovranno essere rimosse tempestivamente, prima che il legno possa assorbirle in profondità, carteggiando la superficie interessata e lucidandola successivamente con un panno di iuta.

Teak: High quality material suitable for outdoor furniture because it is extremely resistant to changes in temperature, water, humidity and saltiness.

Accoya is a new variety of wood characterized by an exceptional durability. This wood shows very good performances and is produced with sustainable raw material, managed in an optimal way. It is not toxic and it has got a dimensional stability. Its durability is much higher than the one of the best hard tropical wood.

Being a natural material, colour variations or even cracks due to the degree of humidity and sudden changes in temperature may be observed. If no maintenance treatment is received, through the periodic application of common and specific protective oil-based, the surface may take a silver-gray patina that can be easily removed with a light surface sanding down and subsequent polishing with a jute cloth. Small superficial stains due to oil or other food products must be removed promptly, before the wood can absorb them in depth, sanding down the affected surface and then polishing it with a jute cloth.

Materials

Corde sintetiche / Synthetic ropes



R1

Dark grey



R2

Light grey



R6

Mokka



R8

Dark grey



R9

Beige



R10

Dark grey



R21

Red



R22

Sand



R23

Teal green



R26

Snowy



R27

Blue



R29

Dove



R35

Green

Doppia treccia costruita con anima in nylon e copertura in olefin multi filamento, resistente ai raggi UV.

Per la pulizia si raccomanda di utilizzare acqua e detersivi liquidi non abrasivi con PH neutro ed incolore.

The double braid made with nylon core and multi-filament olefin cover is resistant to UV rays.

It is recommended to clean with water and non-abrasive liquid detergents, use only products with neutral PH and colourless.

Materials

Corde sintetiche imbottite / Synthetic padded ropes



Nut



Ardesia

Doppia treccia costruita con anima in nylon e copertura in olefin multi filamento, resistente ai raggi UV.


Per la pulizia si raccomanda di utilizzare acqua e detersivi liquidi non abrasivi con PH neutro ed incolori.

The double braid made with nylon core and multi-filament olefin cover is resistant to UV rays.


It is recommended to clean with water and non-abrasive liquid detergents, use only products with neutral PH and colourless.

Materials


Cinghie elastiche / Elastic belt



Dark grey



Light grey



Ecrú soft touch



Soft touch dark grey



Ecrú



Mokka



Gold-black

Cinghie imbottite / Synthetic padded belt



Dove



Dark grey

Doppia treccia costruita con anima in gomma e copertura in olefin multi filamento, resistente ai raggi UV.

Si consiglia di evitare il contatto prolungato con sostanze grasse e/o coloranti che potrebbero venir assorbite dal materiale di rivestimento e dare luogo, di conseguenza, a macchie permanenti e rischiare di deteriorare la struttura del filato. Si consiglia di evitare l'utilizzo di solventi. Utilizzare acqua e detersivi liquidi non abrasivi con PH neutro ed incolori.

The double braid made with rubber core and multi-filament olefin cover is resistant to UV rays.

We recommend to avoid prolonged contact with greasy substances and / or dyes which could be absorbed by the covering material used and consequently cause permanent stains and risk to deteriorate the structure of the yarn. It is advisable to avoid the use of solvents. Use water and non-abrasive liquid detergents with neutral PH and colourless.

Materials

Pietra / Stone



Travertino Silver



Travertino Titanio

Una delle pietre più pregiate e maggiormente impiegate in outdoor è sicuramente il marmo.

Il marmo, grazie alla sua particolare composizione e natura, è una pietra poco porosa e poco assorbente, durezza e resistenza, fanno del marmo una tra le pietre più pregiate e durevoli nel tempo.

La formazione del marmo avviene mediante un processo metamorfico di cristallizzazione: il carbonato di calcio, venendo in contatto con le rocce sedimentarie, dà vita ad un insieme di cristalli di calcite e minerali vari, i quali ne determinano il colorito.

Per mantenere la lucentezza del marmo e del granito è necessario detergere giornalmente le superfici: è sufficiente diluire il sapone neutro in acqua tiepida.

Le superfici dovranno essere strofinate per mezzo di una spugna o un panno morbido. Sarà sufficiente risciacquare con un panno umido, prestando attenzione a non lasciare i fastidiosi aloni di detergente.

Marble is certainly one of the most precious and used stones for the outdoor.

Marble, thanks to its particular composition and nature, is a little porous and not absorbing stone, hardness and resistance, making marble one of the most precious and durable stones in time.

The marble formation takes place by means of a metamorphic crystallization process: calcium carbonate, coming into contact with the sedimentary rocks, gives rise to a set of crystals of calcite and various minerals, which determine the complexion.

To maintain the shine of marble and granite it is necessary to clean the surfaces daily: it is sufficient to dilute the neutral soap in warm water.

The surfaces must be rubbed with a sponge or a soft cloth. It will be sufficient to rinse with a damp cloth, being careful not to leave detergent stains

Materials


Gres / Stoneware



Elegant black



Capraia



Calacatta



Ceppo di gré



Sand limestone



Grey moon

Il gres, grazie alle sue eccellenti proprietà fisiche e meccaniche, risulta essere ideale per uso esterno, essendo inattaccabile dagli agenti atmosferici e inalterabile ai raggi UV. Grazie all'utilizzo di materiali puri compattati tra loro ad alte temperature, senza l'aggiunta di resine sintetiche, il gres risulta molto resistente agli urti e alla flessione.

Per la pulizia dei piani in gres si consiglia l'utilizzo di un panno inumidito con acqua e detergente neutro da risciacquare ed asciugare con un panno asciutto. Nella fase di lavaggio porre particolare attenzione al fine di evitare l'accumulo di sporco o calcare.

The stoneware, thanks to its excellent physical and flexural strength, turns out to be ideal for outdoor use, being unaffected by atmospheric agents and unalterable to UV rays. Composed of pure ingredients compacted at high temperatures, without the addition of synthetic resin.

For the cleaning of stoneware tops it is advisable to use a damp cloth with water and a neutral detergent to be rinsed and dried with a dry cloth. During the washing phase, pay particular attention to avoid the accumulation of dirt.

Materials

Pietra lavica / Lava stone



S27

Beige



S28

Dark green



S29

Dark grey



S37

Vulcan grey



S38

Prussian blue



S39

Passion red



S40

Corallo



S41

Fog green

Lava è un materiale robusto, consistente e di facile manutenzione realizzato smaltando artigianalmente lastre in pietra lavica o in gres. È un processo che unisce tecnologia e tradizione artigianale in cui vengono sapientemente bilanciati tempo e temperatura, donando inaspettate particolarità alla superficie. I colori, trasparenti e luminosi, applicati con processi manuali, permettono di cogliere, fra le loro sfumature, la porosità e le imperfezioni della pietra. Le lievi variazioni di spessore e tonalità di colore sono quindi valori di prestigio che rendono ogni prodotto unico.

La cottura ad alte temperature ed il vetro, completamente riciclato tramite un esclusivo processo di frantumazione e macinazione, migliora la superficie nelle sue caratteristiche tecniche, capace di rispondere a tutte le esigenze del vivere l'esterno.

Lava is a robust, consistent and easy-to-maintain material made by hand-glazing lava stone or stoneware slabs. It is a process that combines technology and traditional craftsmanship in which time and temperature are wisely balanced, giving unexpected peculiarities to the surface. The colors, transparent and bright, applied with manual processes, allow to capture, among their shades, the porosity and imperfections of the stone. The slight variations in thickness and color shades are therefore prestige values that make each product unique.

The firing at high temperatures and the glass, completely recycled through an exclusive crushing and grinding process, improves the surface in its technical characteristics, able to meet all the needs of outdoor living.

Materials

Cemento / Concrete



S30

Beige cement



S31

Grey cement

Il cemento è un materiale naturale e, in quanto tale, durante il suo processo produttivo possono verificarsi leggere sfumature e variazioni delle tonalità dell'impasto cementizio, che caratteristica portante del materiale e della tecnologia.

Le fibre sono una componente dell'impasto cementizio e conferiscono al cemento Ductal la sua estrema resistenza e flessibilità. Se la finitura scelta è molto levigata, le fibre possono intravedersi sulla superficie e devono essere accettate come caratteristica intrinseca alla finitura.

I piani in cemento, specialmente di grandi dimensioni, non sono perfettamente planari a causa della natura stessa del materiale e della sua lavorazione artigianale.

Micro cavillature da ritiro, devono essere accettate come fenomeno naturale della lavorazione del materiale.

Piccoli fori e bolle possono apparire sulla superficie dei prodotti in cemento. Essi sono una naturale conseguenza del processo produttivo e parte integrante delle caratteristiche del materiale. Il loro aspetto e la loro quantità varia da finitura a finitura. I fori inferiori a 4 mm di diametro vengono lasciati tali, mentre di norma vengono stuccati quando superano il diametro di 5 mm.

Il cemento è un materiale poroso che tende ad assorbire i liquidi che entrano in contatto con la sua superficie, per questo va protetto con dei prodotti appositi; antidegrado ed antimacchia. È importante quindi evitare il ristagno dei liquidi sui piani e specialmente il contatto prolungato tra cemento e oggetti bagnati quali vasi, bottiglie, bicchieri o teli di plastica: una non corretta evaporazione dei liquidi può causare infatti macchie difficilmente removibili dai manufatti.

Eseguire una pulizia superficiale con l'utilizzo di una soluzione di acqua e detergente neutro con basso contenuto di cera (es. prodotti per pavimenti in marmo). Per macchie insistenti, è possibile utilizzare soluzioni che contengono ammoniaca/candeggina diluita al 10%, cioè 1 parte di candeggina su 10 parti di acqua.

Cement is a natural material and due to its nature it may present slight nuances and variations in its combination, which is a key characteristic of the material and production technology.

Fibres are a component of the cement mix and give the Ductal cement its extreme strength and flexibility.

If the chosen finish is highly polished, fibres may be visible on the surface and must be accepted as an intrinsic feature of the finish.

Cement top and flat surfaces, especially the large ones, are not perfectly flat due to the nature of the material and its craftsmanship.

Micro shrinkage cracks must be accepted as a natural phenomenon of the material's workmanship.

Small holes and bubbles may appear on the surface of cement products. They are a natural consequence of the production process and an integral part of the material's characteristics.

Their appearance and quantity varies from finish to finish.

Holes smaller than 4 mm in diameter are left as they are, while they are normally grouted when they exceed 5 mm in diameter.

Cement is a porous material that tends to absorb liquids which get in contact with its surface, which is why it must be protected with special products such as anti wear sealant and Anti stain sealant. It is therefore important to avoid the stagnation of liquids on the surfaces and especially the prolonged contact between cement and wet objects such as vases, bottles, glasses or plastic sheets: incorrect evaporation of liquids can cause stains that are difficult to remove.

Clean the surface with water and neutral detergent with a low content of wax (for ex. marble flooring products). Stubborn stains can be cleaned by using a solution containing 10% diluted ammonia/bleach, which is 1 part bleach for 10 parts water.

Materials

Vitter



S22

Light metal



S23

Dark grey



S24

Corten

Il Vitter è un durevole laminato compatto di ultima generazione, senza formaldeide che ha come caratteristica esclusiva quella di essere tutto colore, interno ed esterno.

Caratteristiche principali:

- interamente impermeabile
- ignifugo ed autoestinguente (classe B-s2, d0)
- altissima resistenza agli urti e ai graffi
- resiste all'uso di detergenti chimici aggressivi
- adatto al contatto diretto con gli alimenti
- non trattiene odori e sapori
- antibatterico, per rispondere ai più severi requisiti igienici.

In caso di sporco ostinato o incuria rimuovete prima con un panno morbido e umido eventuali depositi di materiale secco, senza sfregare per non rigare la superficie.

Utilizzate poi una spugna morbida non abrasiva e un detergente domestico, lavate la superficie con il detergente e risciacquate con acqua tiepida, quindi asciugate bene.

Vitter is the latest generation compact laminate formaldehyde-free characterized by a durable surface, with the unique feature of being full colour, inside and outside.

Main features:

- it is completely waterproof
- it is flame-retardant and self-extinguishing (class B-s2, d0)
- it has a very high resistance to impacts and scratches
- it is resistant to the use of aggressive chemical detergents
- it is suitable for direct contact with food
- it does not retain odours or flavours
- it is antibacterial, to meet the most stringent hygiene requirements.

In case of stubborn dirt or lack of care, we recommend to first remove any dry deposits with a soft and damp cloth, without rubbing to avoid scratching the surface.

Then use a soft, non-abrasive sponge and a household detergent, wash the surface with the detergent and rinse with warm water, at the end dry thoroughly.

Materials



100% polyolefinic fabric FR, flammability class 1



C6

Plain taupe



C11

Mambo red



C15

Dark brown



C16

Light grey



C17

Dark grey



C24

Mambo taupe



C35

Mèlange dove



C41

Black



C49

Plain white




C54

Mambo sand



C56

Plain beige



C58

Mambo white-cool grey



C59

Plain bordeaux



C78

Plain mud



C79

White-mud



C94

Aquamarine



C96

Silver



C99

Plain grey

Materials



100% polyolefinic fabric FR, flammability class 1



Plain ochre Plain beige White-Beige Mèlange snowy Plain white



Ocean blue Beige Mambo line pattern Plum

Materials



100% pp fabric



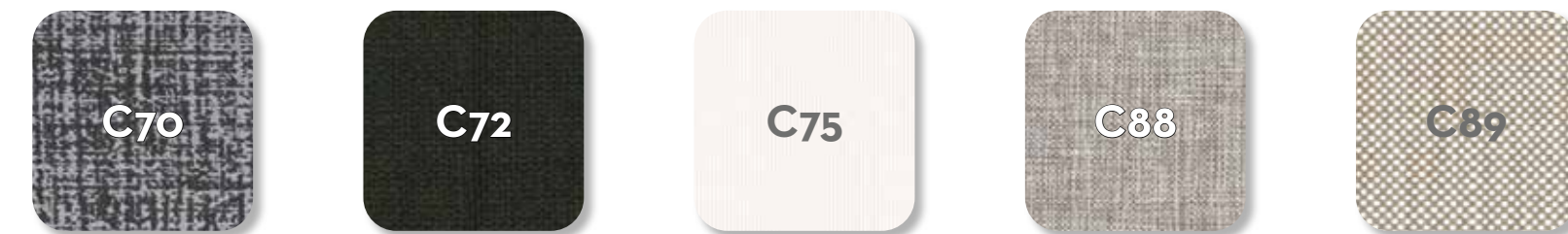
Outcross olive White Outmap sand Rose Light grey mèlange



Mèlange beige Geometric pattern Diamond mesh pattern Geometric diamond pattern Blue



Blue square Arabesque green Outmap turquoise Alga Outmap plum



Outmap grey Dark green White Grey mèlange White-beige

Materials



100% pp fabric



C102

Green



C103

Stripe green



C110

White



C119

Slate grey



C122

Salt and pepper



C128

Outmap blue



C135

Natural grey



C136

Natural beige



C137

Natural green



C146

Ivory



C147

Mimosa



C155

Stripe chamois



C156

Stripe rust



C167

Cordonetto beige



C175

Canapa



C176

Gardenia



C177

Rust



C178

Desert



C179

Canapa light




C180

Charcoal

Materials



100% acrylic fabric, water repellent



C1

White



C46

Peach



C47

Blue ice



C48

Dark grey



C92

Ash

Materials




100% fabric pl FR, flammability class 1



Twill black



Twill yellow



Black abstract



Twill beige



Twill red



Ocean pattern



City life pattern



Twill rust

Rivestimento in tessuto intrecciato / Fabric woven cover



Woven light grey



Woven dark grey



Woven dove



Woven beige



Woven tartan blue

Filo di polipropilene mano lino che viene lavorato mediante ritorcitura, così da ottenere il filato tubolare caratteristico di questo tessuto.

Filato riciclabile al 100%, resistente a funghi e batteri. Pulizia ordinaria con lavaggio a 30°.

Polypropylene thread hand flax that is worked by twisting, to obtain the tubular yarn characteristic of this fabric.

100% recyclable yarn, resistant to mould and bacteria. Ordinary cleaning with washing at 40°C.

Materials



100% PET recycled, flammability class 1



Iris deep ocean



Iris sea green



Iris steel blu



Iris sand



Iris white



93% pp recycled + 7% pl, fire retardant, water repellent



Taupe



Gray



Green pine

Materials



87% polyolefinic + 13 % acrylic



C141

Peach white



C142

Peach beige



Fabric 17% fr polyolefinic + 83% fr polyester



C143

Leaf beige



C144

Leaf zen



C181

Reggae ivory



Fabric 47 % fr polyolefinic + 53% fr polyester



C97

Inkas bronze



C106

Inkas ivory



C169

Asphalt



58% fr polyolefinic + 42 % fr polyester



C10

Archi white-brown



C71

Natural ivory



C77

Natural taupe



C80

Natural white-taupe

Materials



Fabric 28 % fr polyolefinic + 72% fr polyester



C114

Inkas pattern



87% polyolefinic + 8 % acrylic + 5 % polyester



C5

Mambo pearl



C9

Mambo white



Fabric 10% fr polyolefinic + 90% fr polyester




C93

Teal blue

Materials

60% textilene, 40 % polyester



Silver



Dark grey



Beige

Velvet 78% acrylic + 22% polyester



Antique green

Cura e manutenzione:

- Lavare a secco
- Utilizzabile qualsiasi solvente eccetto tricloroetilene
- Non stirare
- Non utilizzare l'asciugatrice

Care and Maintenance:

- Dry clean
- Do not iron
- Any solvent except trichlorethylene
- Do not tumble dry

Materials



Ecopelle 88% pvc + 6% polyester + 6% cotton FR, flammability class 1



Light brown



Soil



Ivory



Sienna



Mud



Sand



Silver

Materials

Leather 100 % outdoor



C133

Brown

La pelle è realizzata secondo le più recenti BAT (Best Available Techniques) che garantiscono un'altissima sostenibilità e si distingue per le sue elevate qualità tecniche, che lo rendono ideale per l'impiego in arredo da esterno.

Origine: Pelli fresche di origine Europea, conciate e lavorate con processi sostenibili e in rispetto dell'ambiente.

Finitura: Pieno Fiore Pigmentato

Resistenza a: acqua marina, acqua clorata, maionese, ketchup, vino rosso, caffè, muffe

Cura e Manutenzione: Passare delicatamente un panno asciutto e morbido inumidito di soluzione igienizzante sul cuoio. Lasciare asciugare all'aria a temperatura ambiente, non forzare l'asciugatura con fonti di calore.

Certificazioni Ignifugo: NFPA 260 / CAL TB-117 / IMO 210 part 8 3.1/3.2 / FAR 12

The leather is made according to the most recent BAT (Best Available Techniques) which guarantee a very high sustainability and is distinguished by its high technical qualities, which make it ideal for use in outdoor furniture.

Origin: Raw hides of European origin, tanned and processed with sustainable processes in respect of the environment

Finishing: Pigmented Full Grain


Resistance to: sea water, chlorinated water, mayonnaise, ketchup, red wine, coffee, mold.

Care and Maintenance Gently wipe a dry and soft cloth moistened with sanitizing solution on the leather. Leave to air dry at room temperature, do not force drying with heat sources.

Certifications Flammability: NFPA 260 / CAL TB-117 / IMO 210 part 8 3.1/3.2 / FAR 12

Materials

Cover



Realizzato con un accoppiato in 3 strati. I due strati esterni sono di propilene ed hanno funzione sia estetica, sia di protezione della membrana interna. La membrana interna è il tessuto tecnico che svolge la maggior parte del lavoro e che ha le proprietà di permeabilità all'aria e impermeabilità. Lavaggio: acqua e sapone, no lavaggio a macchina o a secco.

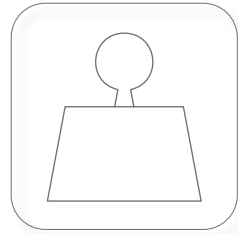
- Composizione tessuto: polipropilene
- Peso del tessuto: gr 170 circa
- Resistenza alla lacerazione (chiodo): N(MD) 180 - norma EN12310-1
- Resistenza alla penetrazione d'acqua: mm 1200 - norma EN 1928
- Permeabilità all'aria l/(mq-s): norma EDANA 140.2-99
- Trasmissione del vapore acqueo: Sd value m 0,051 - norma EN 12752.
- Protezione contro i raggi UV 500/1000 ore

It is made of three coupled layers. The external ones are made of propylene whose function is not only the aesthetic one, since it also protects the internal membrane. Such membrane is the technical fabric that plays the most important role: the permeability to air and the impermeability. Washing: to wash with soap and water, do not wash in washing machine or dry cleaning.

- Composition of the fabric: propylene
- Weight of the fabric: about gr 170
- Resistance to laceration (nail): N(MD) 180 - EN12310-1 Standard
- Resistant to water penetration: mm 1200 - EN 1928 Standard
- Resistance to air penetration l/(mq-s): EDANA 140.2-99 Standard
- Water vapor transmission: Sd value m 0,051 - regulation EN 12752.
- protection against UV 500/1000 hours

Materials


Legenda / Legend



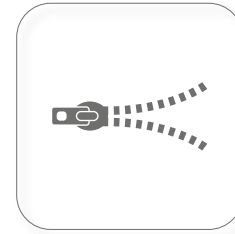
Peso netto KG
Net weight KG



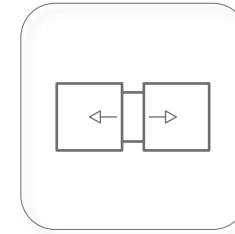
Unità per imballo
Unit for box



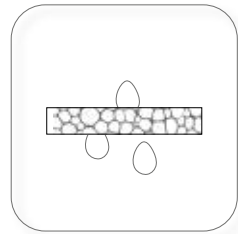
Resistente alle intemperie
Weather-resistant



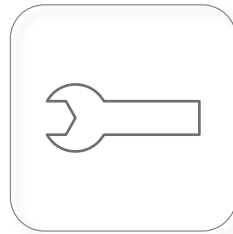
Cuscineria sfoderabile
Removable lining



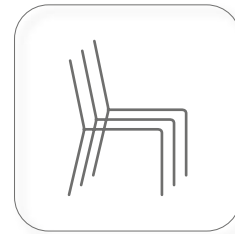
Tavolo allungabile
Extending table



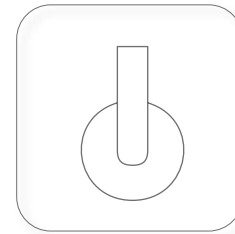
Imbottitura in dry foam
Quick dry foam padding



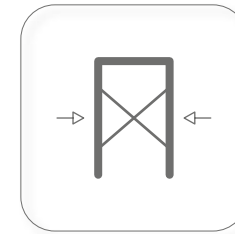
Articolo da assemblare
To assemble



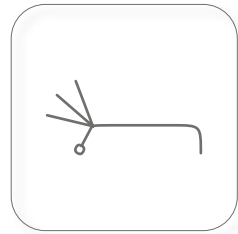
Impilabile
Stackable



Piedini con ruote
Feet with wheels




Pieghevole
Folding



Schienale reclinabile
Recliner backrest



Sedute per tavolo
Table seats




Provisto di illuminazione
With lighting system




Impilate a carrello
Stacked on trolley



Lavare a mano
Hand wash



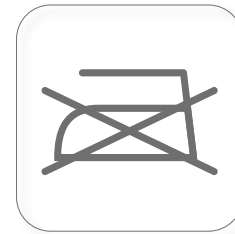
Non asciugare a tamburo
Not machine dryable



Non lavare a secco
Not dry cleanable



Massima 110°
Max 110°



Non stirare
Do not iron



Non usare candeggina
Do not use bleach

Per ogni articolo sono indicate caratteristiche, dimensioni, peso, numero dei pezzi nell'imballo, materiali e colori.

For each item are provided features, sizes, weight, packaging, material, available colours.

CONDIZIONI GENERALI DI VENDITA

1. I colori, disegni e misure dei prodotti presenti nel catalogo sono indicativi. La Talenti Spa ha facoltà di eliminare o modificare i modelli delle proprie collezioni senza alcun preavviso.
2. I prezzi dei modelli standard sono espressi nello specifico listino prezzi fornito dall'azienda. Per quanto riguarda gli articoli su misura il preventivo verrà tempestivamente fornito dalla Talenti dietro richiesta del cliente.
3. L'acquirente è tenuto a controllare sempre la merce e ad indicare nel DDT la data di ricevimento, la persona che la riceve ed il timbro della ditta, nonché le eventuali anomalie nel materiale.
- Talenti Spa accetterà esclusivamente reclami presentati entro 5 (cinque) giorni dal ricevimento della merce.
4. La Talenti Spa con la consegna al vettore in nessun caso risponde dei rischi a cui la merce è sottoposta durante il trasporto. Quindi eventuali ammanchi, rotture, deterioramenti o manomissioni sono a totale carico dell'acquirente.
5. Gli ordini dovranno essere fatti per scritto utilizzando i codici, descrizioni e prezzo come da catalogo e listini prezzi relativi.
6. Per ogni controversia è competente il foro di Terni (Italia).

GENERAL CONDITIONS OF SALE

1. *The colours, drawings and sizes of the products in this catalogue are approximate. Talenti Spa reserves the right to discontinue or change the models in its collections at any time without advance notice.*
2. *The prices of the standard models are expressed in the specific price list that Talenti Spa will provide. Concerning customized items the offer will be immediately made and provided by Talenti Spa on request of the customer.*
3. *The purchaser is always required to inspect the goods and indicate on the transport document the date of receipt, the person who received it and the company's stamp, as well as any anomalies found in the material. Talenti Spa will not accept any claims presented more than 5 (five) days after receipt of the goods.*
4. *Once Talenti Spa has delivered products to the carrier, it is no longer responsible for risks these are subject to during transport. The purchaser is thus totally responsible for any missing pieces, breakage, deterioration or tampering.*
5. *Orders must be in writing using the codes, descriptions and prices shown in the catalogue and price lists.*
6. *The Court of Terni (Italy) will be exclusively competent for any disagreements.*

INFORMATIVA AI SENSI ART.13 D. Lgs. n. 196/03

"Codice in materia di protezione dei dati personali"
Il trattamento dei dati personali si svolge nel rispetto dei diritti e delle libertà fondamentali, con particolare riferimento alla riservatezza e al diritto alla protezione.
Il trattamento viene effettuato per adempiere ad obblighi amministrativo-contabili e fiscali e per l'esecuzione degli obblighi contrattuali.
I Vs. dati possono essere comunicati, oltre che a tutti gli incaricati del trattamento all'interno dell'azienda, a consulenti amministrativi, contabili e legali, ad Istituti Bancari.

Titolare del trattamento è TALENTI SPA avente sede legale in Strada Amerina km 4,5, 05022 - Amelia (Tr) - Italy
Al Titolare del trattamento ci si potrà rivolgere per far valere i diritti previsti dall'art. 7 del D.Lgs 196/03.

NOTICE UNDER DL 196/2003, THE PRIVACY LAW

Your personal information will be handled with respect for your rights and fundamental liberties and with particular reference to confidentiality and the right of protection. Your information will be handled to fulfil our administrative, accounting and tax obligations and to fulfil our contractual obligations. In addition to the company's employees assigned to handle your information internally, it may also be communicated to administrative, accounting and legal consultants and to banks.

*The owner of the information for handling purposes is Talenti spa, which is located at Strada Amerina km 4,5, 05022 - Amelia (Tr) - Italy
You may contact the owner to assert your rights under article 7 of DL 196/2003.*

© 2023/2024 - Talenti Spa - Prima edizione
Tutti i diritti riservati - All rights reserved

GRAPHIC DESIGN CONCEPT:
Studio Palomba Serafini Associati
Talenti Technical Department

GRAPHIC DESIGN EDITING:
Talenti Technical Department

PHOTOS:
Giordano Mocchegiani
Giordano Mocchegiani per Rplus
Leonardo Zen
Roberto Sacchini

Karim Rashid by Mario Schmolka
Ramón Esteve by Alfonso Calza

DECOR:
Francesca Conti
Silvia Garattoni
Talenti Technical Department

POST PRODUCTION:
Area 453

SELECTION:
Studio 59

COPYWRITING:
Talenti Spa

PRINT:
Varigrafica srl

THANKS TO:
Paola Paronetto
Noleggio Cose
Serax
Cedit-Ceramiche d'Italia (Made in Florim)
Salvadori
Rina Menardi
Kristina Dam Studio
101 Copenhagen
Form and Refine
Agave Fioristi
Sheyn

Talenti Spa
Strada Amerina km 4,5
05022 - Amelia (Tr) - Italy
customerservice@talentispa.com
www.talentispa.com